

# WARREN COUNTY WEEKLY COVID-19 SNAPSHOT

WEEK ENDING FEBRUARY 13, 2021



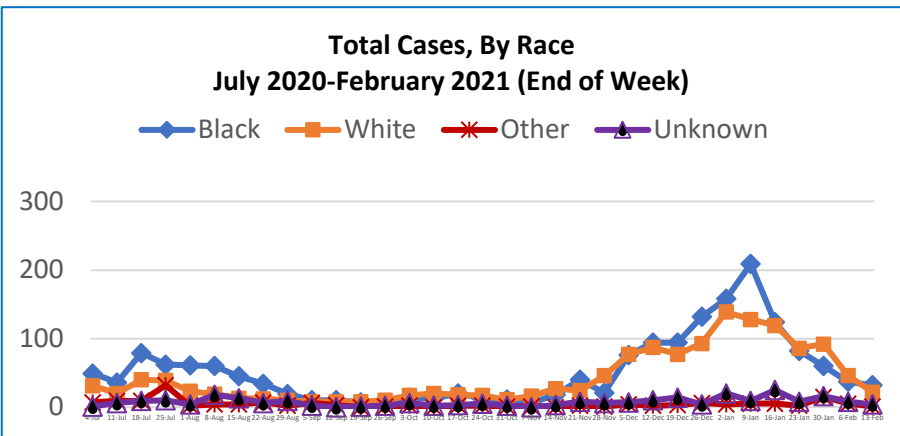
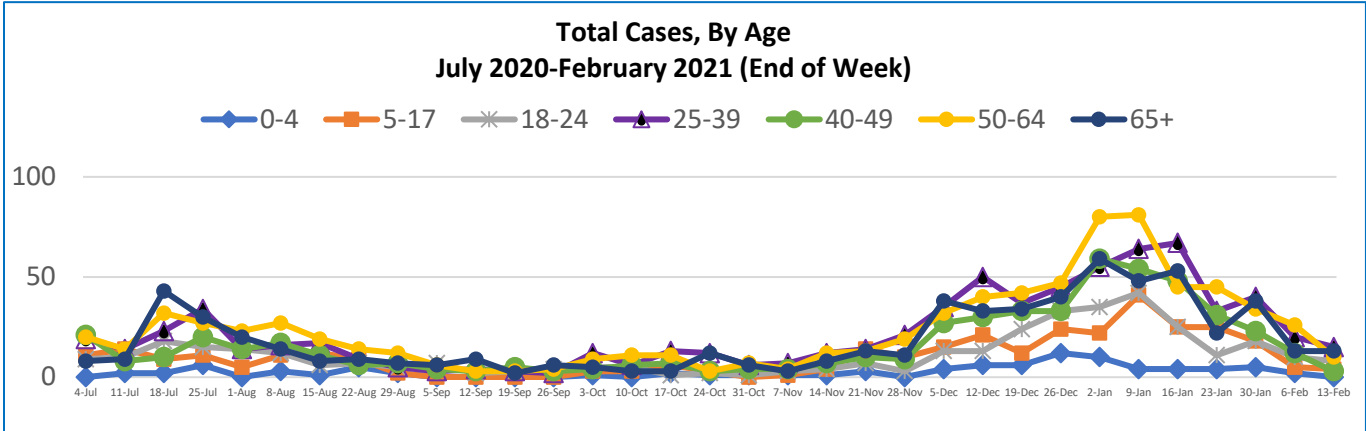
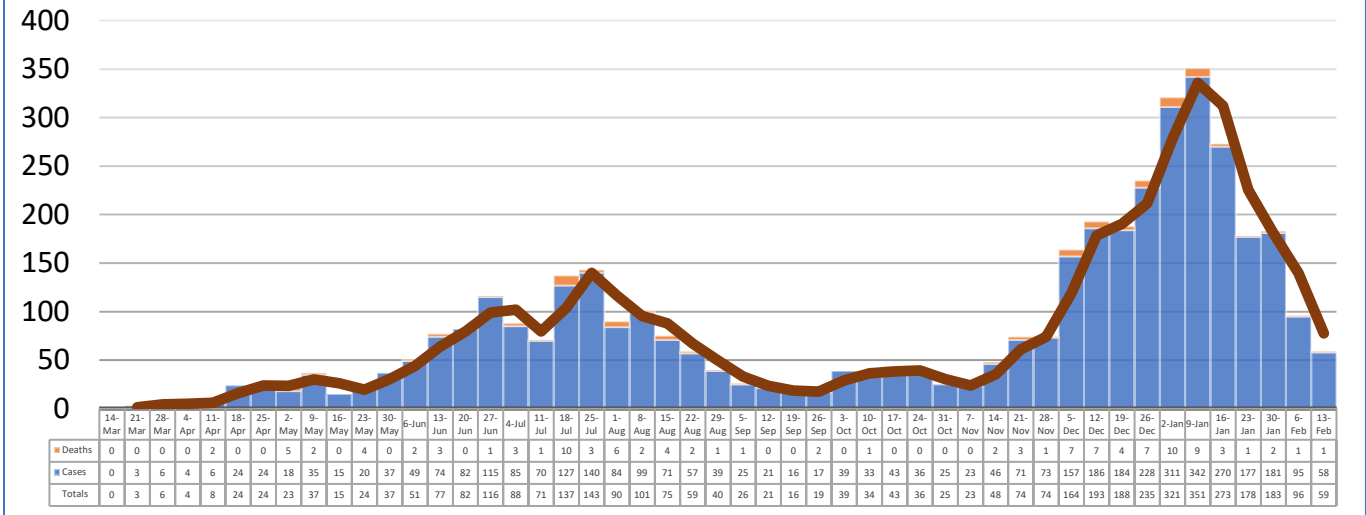
**Total Cases**  
**4055**

**Total Deaths**  
**113**

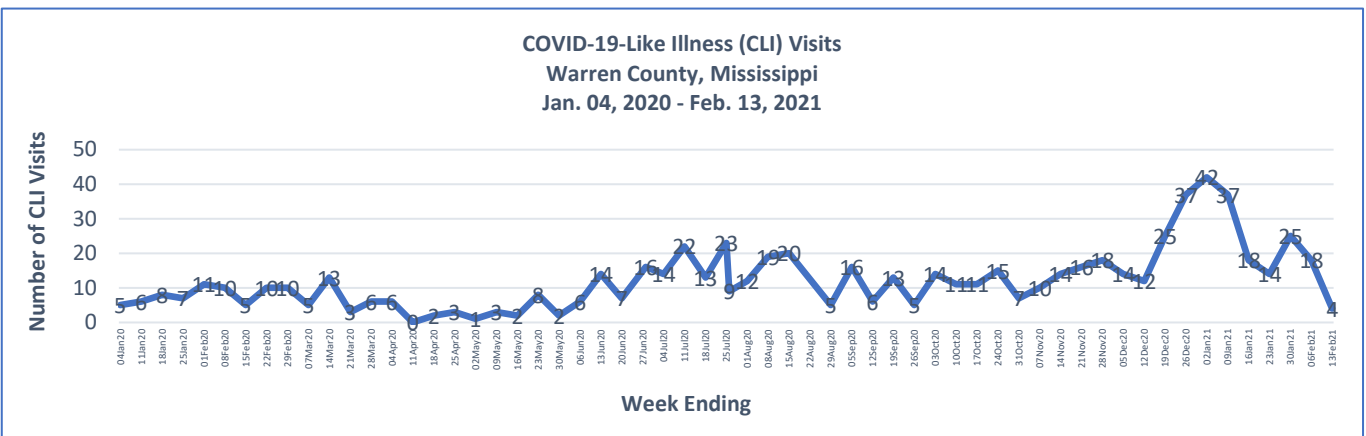
**Total Incidence**  
(cases per 100,000)  
**8935.5**

**\*Test Positivity Rate**  
**13.8%**  
(1/28-2/10)

## \*\*Total Cases and Deaths, Through February 13, 2021



2/7/2021 – 2/13/2021	
# Cases via Suspected Community Transmission	52
# Cases via Outbreaks	7
Outbreak Explanation	
During the week of 2/7-2/13, six (6) cases/patients were associated with an outbreak in a Long-Term Care Facility (LTCF); one (1) case was associated with a pending outbreak investigation.	



\*Counties with test percent positivity <5.0% or with <20 tests in past 14 days: Green; test percent positivity 5.0%-10.0% or with <500 tests and <2000 tests/100k and >10% positivity over 14 days: Yellow; >10.0% and not meeting the criteria for "Green" or "Yellow": Red. Test positivity is rounded to the nearest tenth of a percent before classifying. Reference: [Centers for Medicare and Medicaid Services](#)

\*\*Provisional Data: Illnesses occurring during the last two weeks may not yet have been reported and/or represented.