

# ALCORN COUNTY WEEKLY COVID-19 SNAPSHOT

WEEK ENDING FEBRUARY 20, 2021



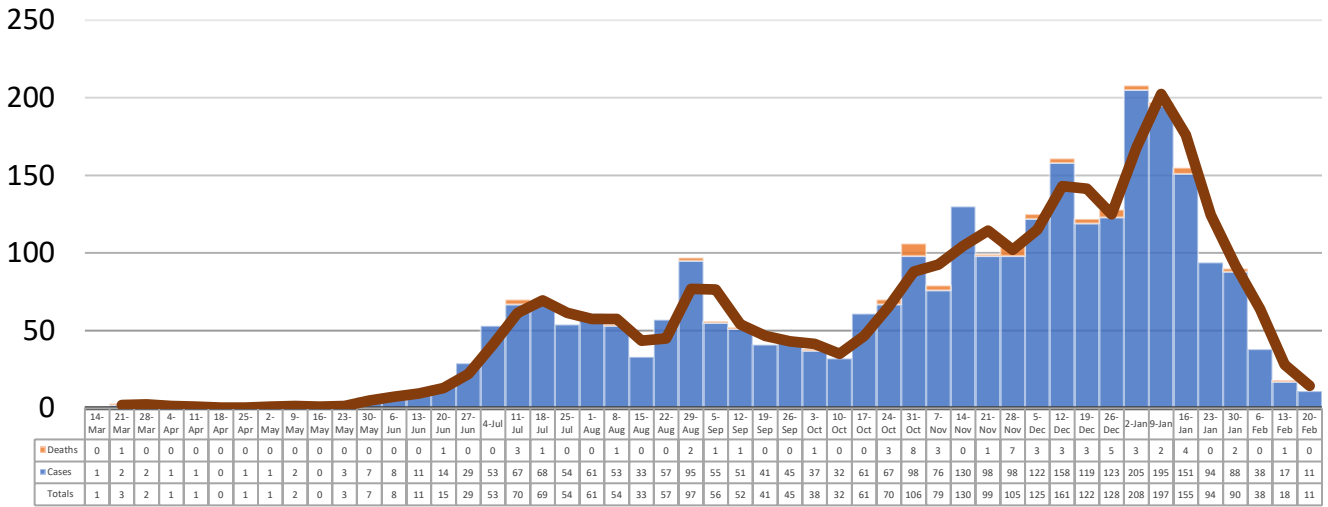
**Total Cases**  
**2895**

**Total Deaths**  
**60**

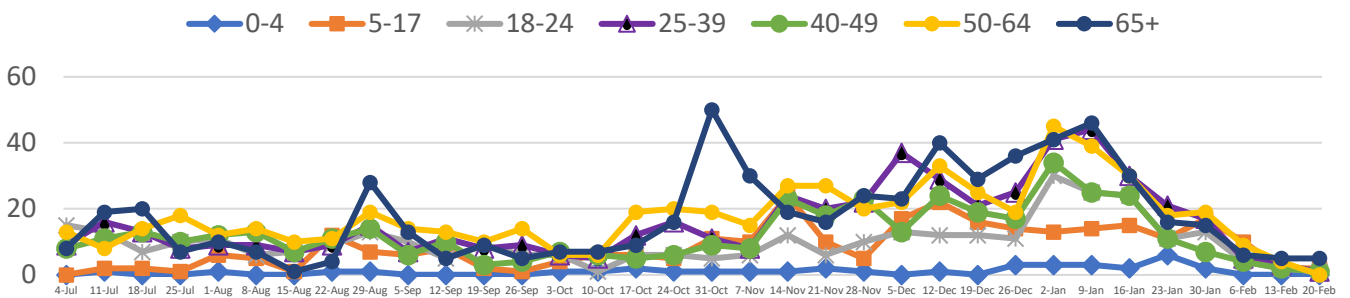
**Total Incidence**  
(cases per 100,000)  
**7834.3**

**\*Test Positivity Rate**  
**5.8%**  
(2/4-2/17)

## \*\*Total Cases and Deaths, Through February 20, 2021

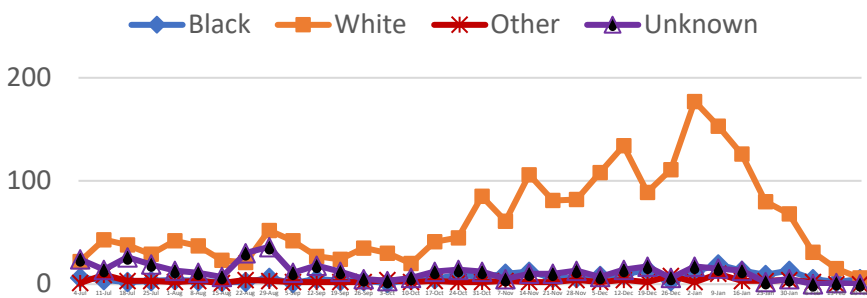


## Total Cases, By Age July 2020-February 2021 (End of Week)



0-4 5-17 18-24 25-39 40-49 50-64 65+

## Total Cases, By Race July 2020-February 2021 (End of Week)



Black White Other Unknown

### 2/14/2021 – 2/20/2021

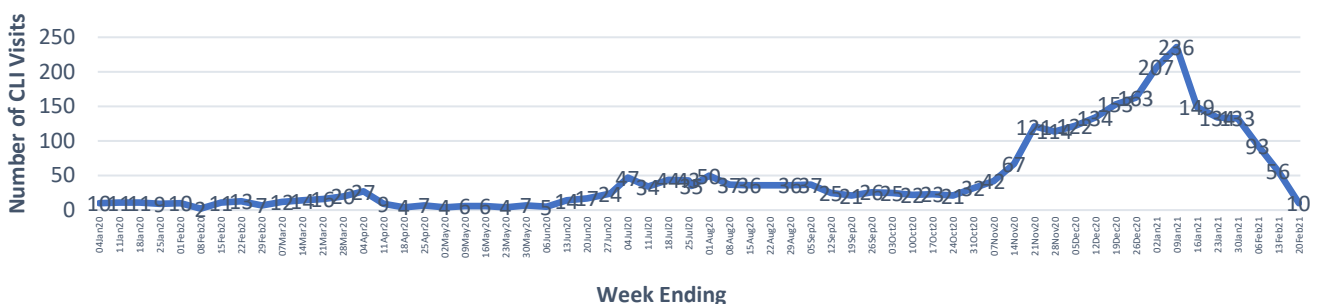
# Cases via Suspected Community Transmission: 11

# Cases via Outbreaks: 0

#### Outbreak Explanation

During the week of 2/14-2/20, there were no cases/patients associated with an outbreak.

## COVID-19-Like Illness (CLI) Visits Alcorn County, Mississippi Jan. 04, 2020- Feb. 20, 2021



\*Counties with test percent positivity <5.0% or with <20 tests in past 14 days: Green; test percent positivity 5.0%-10.0% or with <500 tests and <2000 tests/100k and >10% positivity over 14 days: Yellow; >10.0% and not meeting the criteria for "Green" or "Yellow": Red. Test positivity is rounded to the nearest tenth of a percent before classifying. Reference: [Centers for Medicare and Medicaid Services](#)

\*\*Provisional Data: Illnesses occurring during the last two weeks may not yet have been reported and/or represented.