

BOLIVAR COUNTY WEEKLY COVID-19 SNAPSHOT

WEEK ENDING FEBRUARY 20, 2021



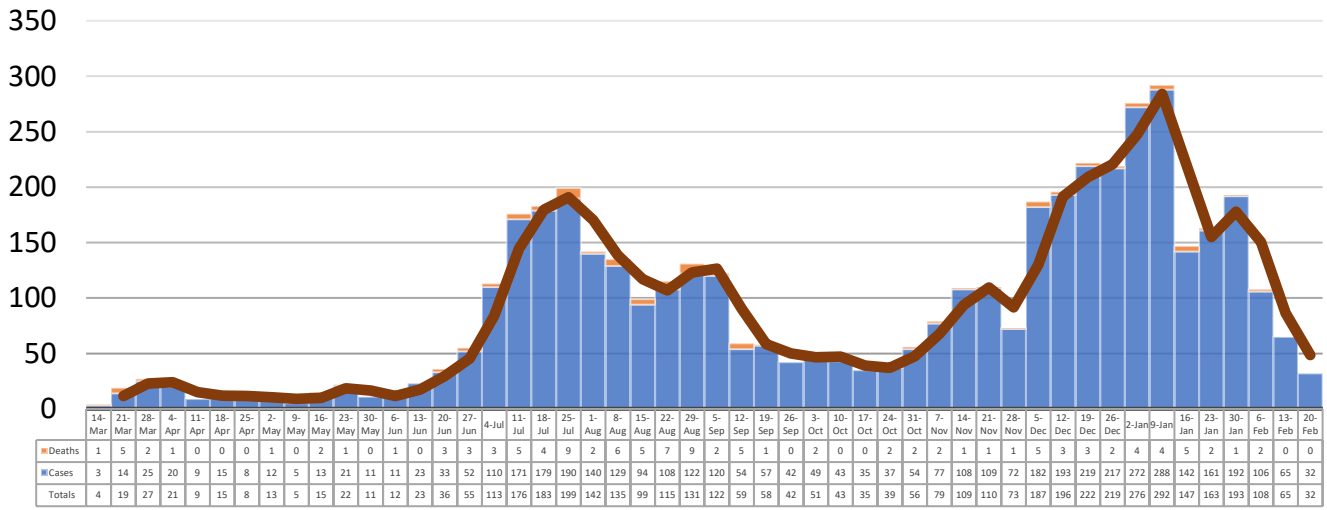
Total Cases
4564

Total Deaths
120

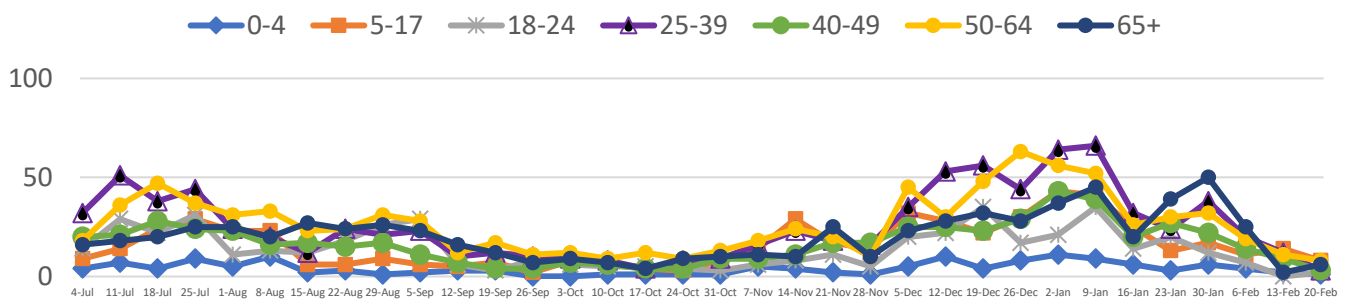
Total Incidence
(cases per 100,000)
14901.4

***Test Positivity Rate**
11.2%
(2/4-2/17)

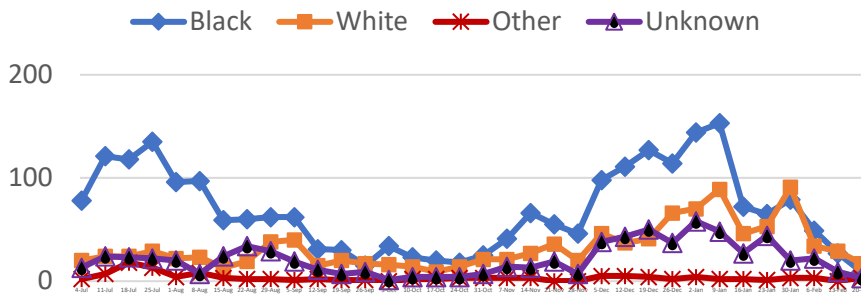
**Total Cases and Deaths, Through February 20, 2021



Total Cases, By Age July 2020-February 2021 (End of Week)



Total Cases, By Race July 2020-February 2021 (End of Week)



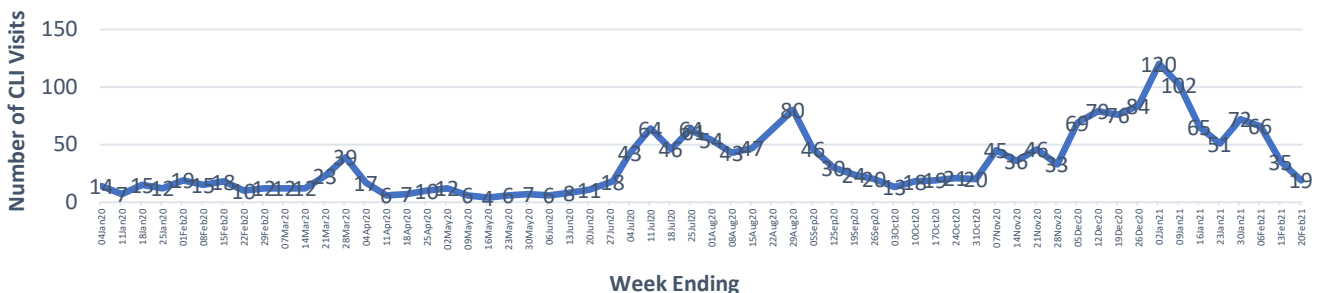
2/14/2021 – 2/20/2021

# Cases via Suspected Community Transmission	32
# Cases via Outbreaks	0

Outbreak Explanation

During the week of 2/14-2/20, there were no cases/patients associated with an outbreak.

COVID-19-Like Illness (CLI) Visits Bolivar County, Mississippi Jan. 04, 2020 - Feb. 20, 2021



*Counties with test percent positivity <5.0% or with <20 tests in past 14 days: Green; test percent positivity 5.0%-10.0% or with <500 tests and <2000 tests/100k and >10% positivity over 14 days: Yellow; >10.0% and not meeting the criteria for "Green" or "Yellow": Red. Test positivity is rounded to the nearest tenth of a percent before classifying. Reference: [Centers for Medicare and Medicaid Services](#)

**Provisional Data: Illnesses occurring during the last two weeks may not yet have been reported and/or represented.