

# COAHOMA COUNTY WEEKLY COVID-19 SNAPSHOT



WEEK ENDING FEBRUARY 20, 2021

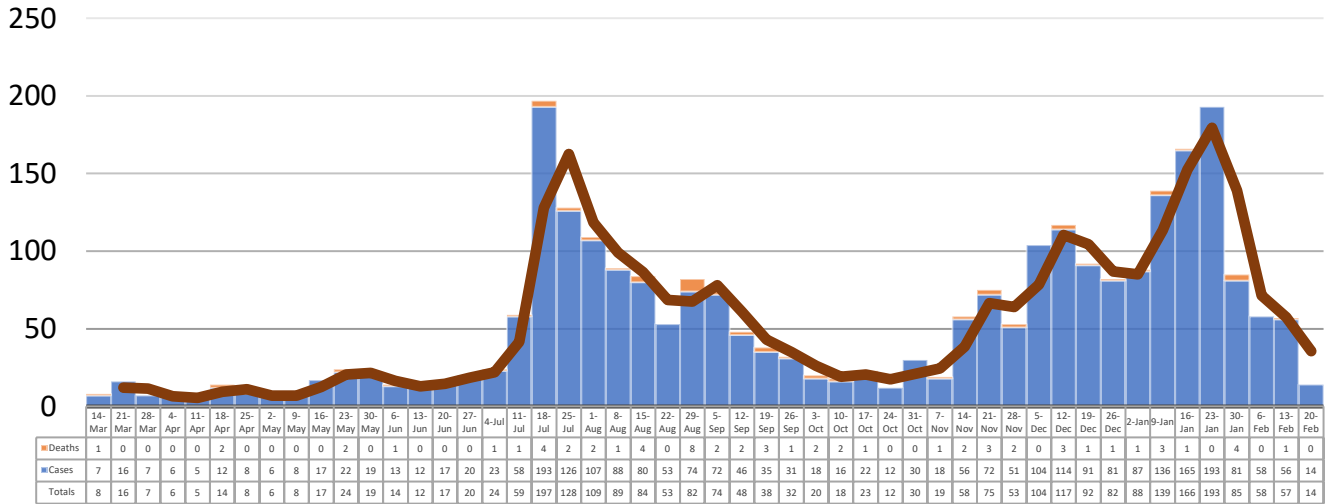
**Total Cases**  
**2722**

**Total Deaths**  
**65**

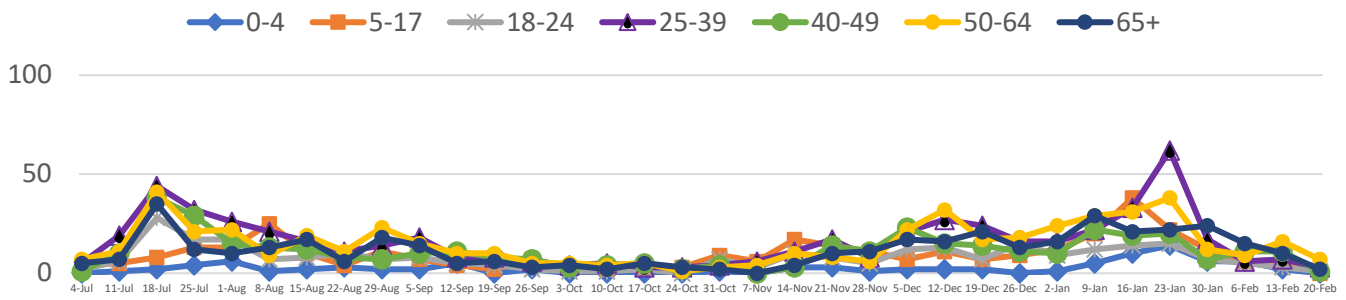
**Total Incidence**  
(cases per 100,000)  
**12303.4**

**\*Test Positivity Rate**  
**10.6%**  
(2/4-2/17)

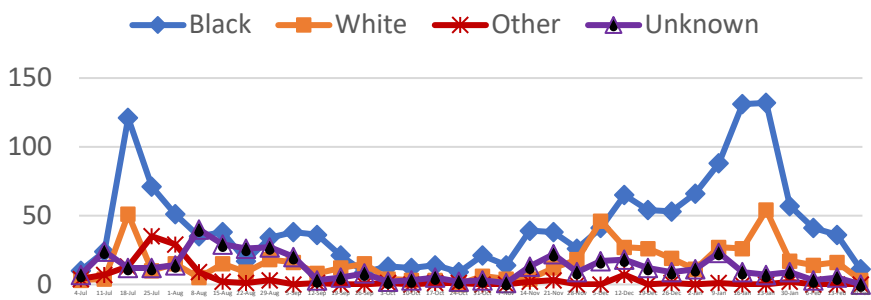
**\*\*Total Cases and Deaths, Through February 20, 2021**



**Total Cases, By Age**  
July 2020-February 2021 (End of Week)



**Total Cases, By Race**  
July 2020-February 2021 (End of Week)



**2/14/2021 – 2/20/2021**

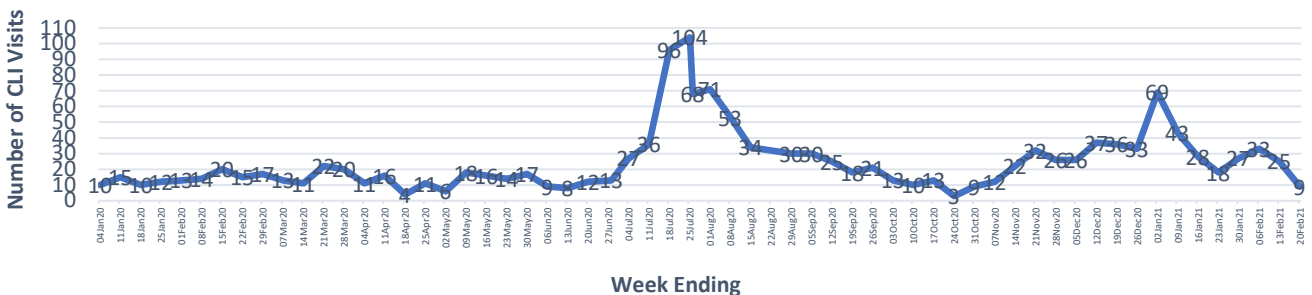
# Cases via Suspected Community Transmission: **14**

# Cases via Outbreaks: **0**

**Outbreak Explanation**

During the week of 2/14-2/20, there were no cases/patients associated with an outbreak.

**COVID-19-Like Illness (CLI) Visits**  
Coahoma County, Mississippi  
Jan. 04, 2020 - Feb. 20, 2021



\*Counties with test percent positivity <5.0% or with <20 tests in past 14 days: Green; test percent positivity 5.0%-10.0% or with <500 tests and <2000 tests/100k and >10% positivity over 14 days: Yellow; >10.0% and not meeting the criteria for "Green" or "Yellow": Red. Test positivity is rounded to the nearest tenth of a percent before classifying. Reference: [Centers for Medicare and Medicaid Services](https://www.cms.gov/medicare/medicaid-support/medicaid-services)

\*\*Provisional Data: Illnesses occurring during the last two weeks may not yet have been reported and/or represented.