

FORREST COUNTY WEEKLY COVID-19 SNAPSHOT

WEEK ENDING FEBRUARY 20, 2021



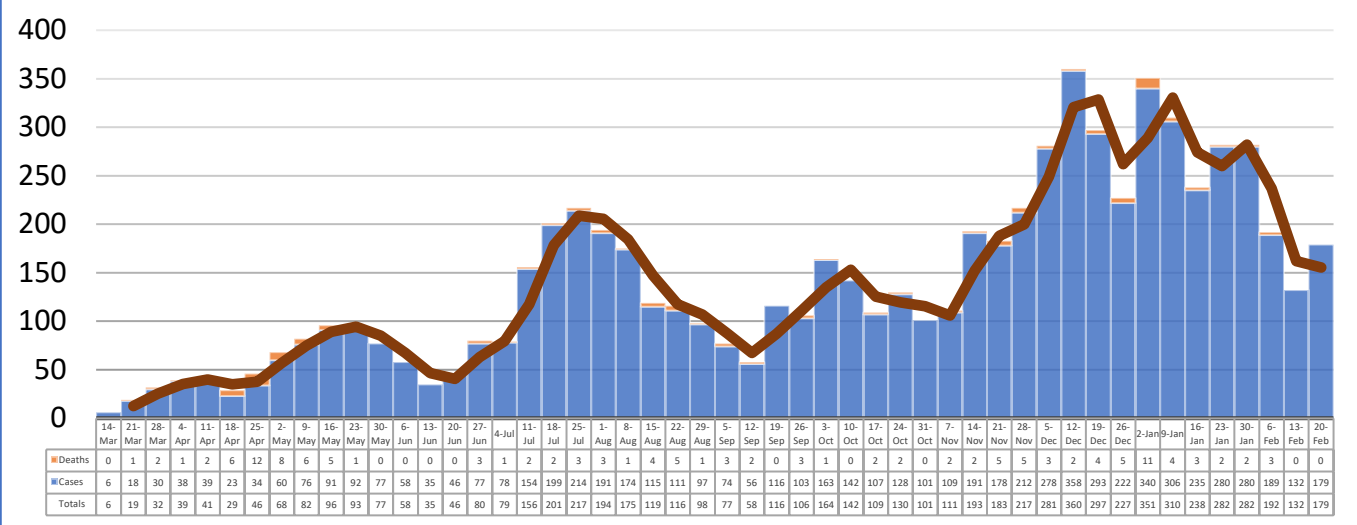
Total Cases
7040

Total Deaths
135

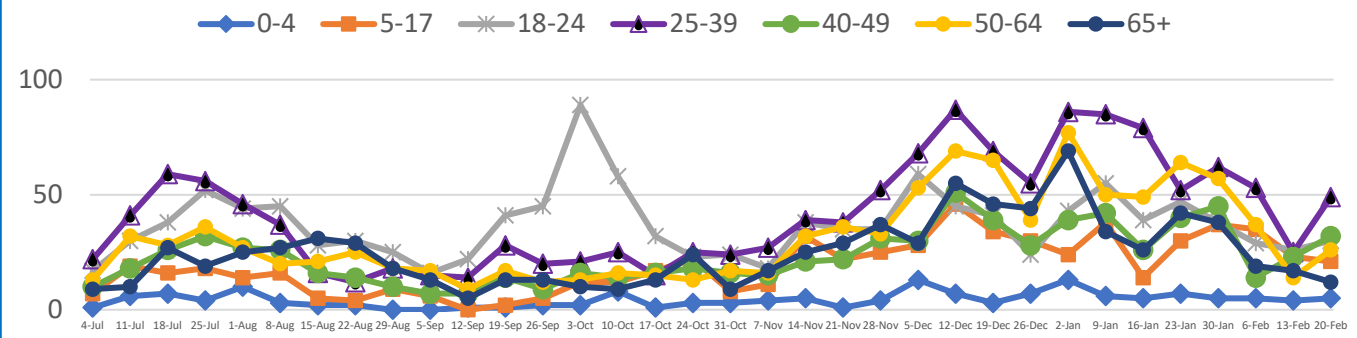
Total Incidence
(cases per 100,000)
9399.6

***Test Positivity Rate**
5.3%
(2/4-2/17)

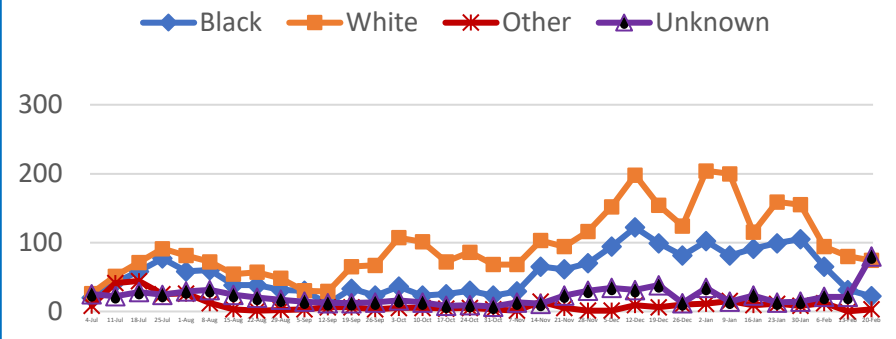
****Total Cases and Deaths, Through February 20, 2021**



Total Cases, By Age
July 2020-February 2021 (End of Week)



Total Cases, By Race
July 2020-February 2021 (End of Week)



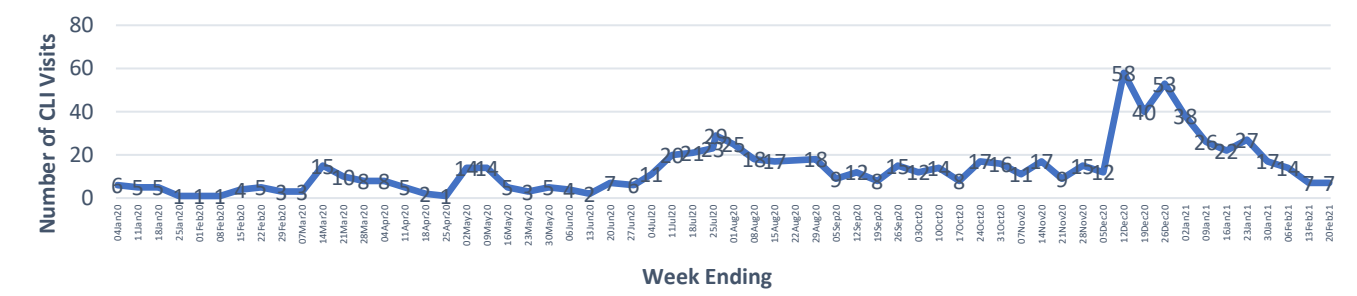
2/14/2021 – 2/20/2021

# Cases via Community Transmission	174
# Cases via Outbreaks	5

Outbreak Explanation

During the week of 2/14-2/20, two (2) cases/patients were associated with an outbreak in a Long-Term Care Facility (LTCF); two (2) cases were associated with an outbreak in an educational institution; 1 (one) case was associated with a pending outbreak investigation.

COVID-19-Like Illness (CLI) Visits
Forrest County, Mississippi
Jan. 04, 2020 - Feb. 20, 2021



*Counties with test percent positivity <5.0% or with <20 tests in past 14 days: Green; test percent positivity 5.0%-10.0% or with <500 tests and <2000 tests/100k and >10% positivity over 14 days: Yellow; >10.0% and not meeting the criteria for "Green" or "Yellow": Red. Test positivity is rounded to the nearest tenth of a percent before classifying. Reference: [Centers for Medicare and Medicaid Services](#)

**Provisional Data: Illnesses occurring during the last two weeks may not yet have been reported and/or represented.