

HINDS COUNTY WEEKLY COVID-19 SNAPSHOT

WEEK ENDING FEBRUARY 27, 2021

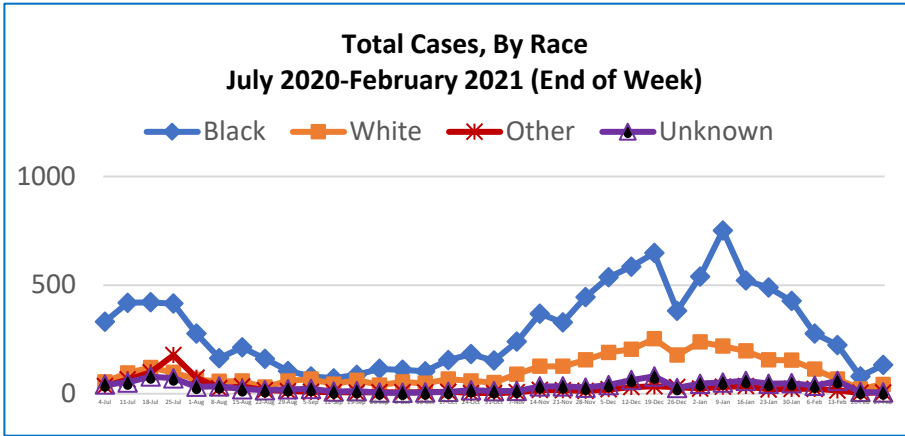
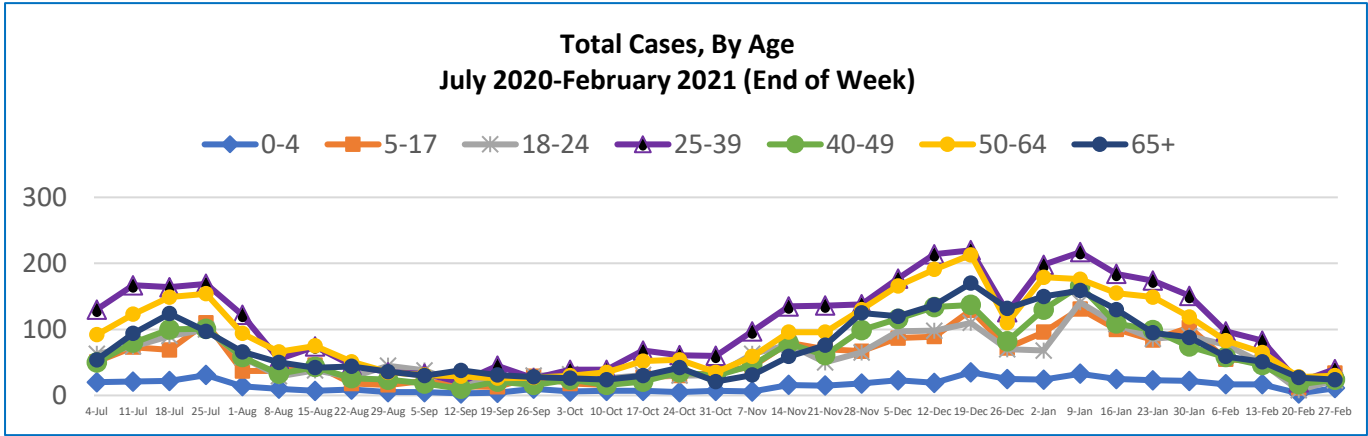
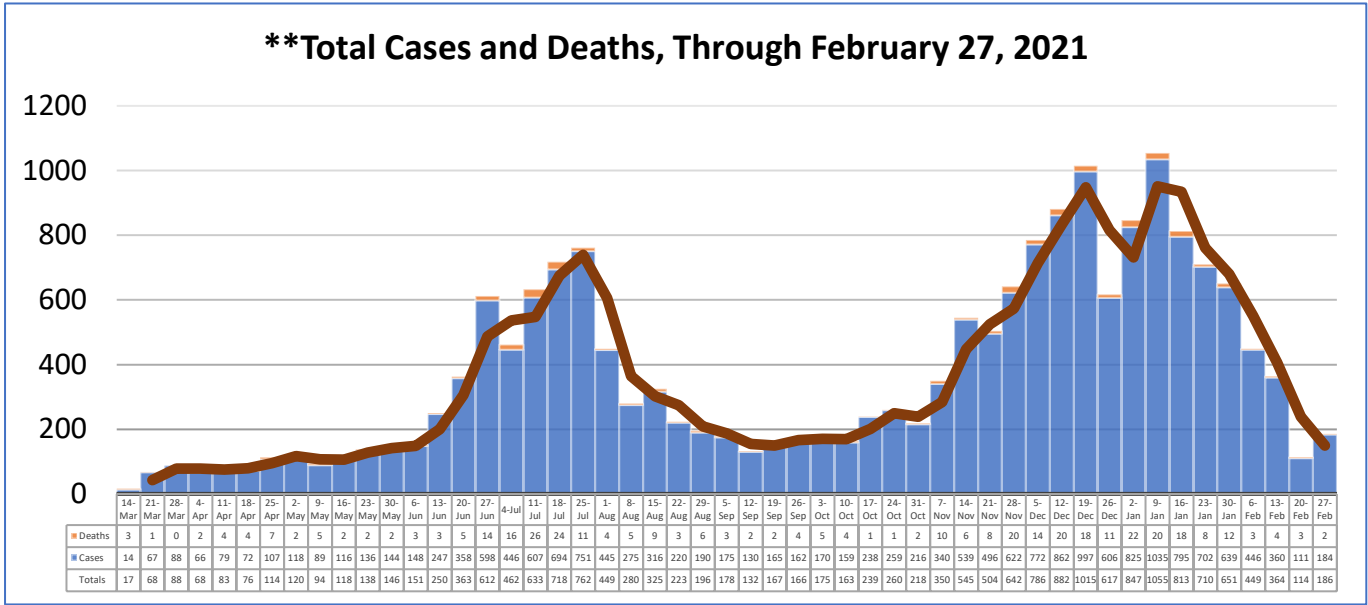


Total Cases
18,785

Total Deaths
386

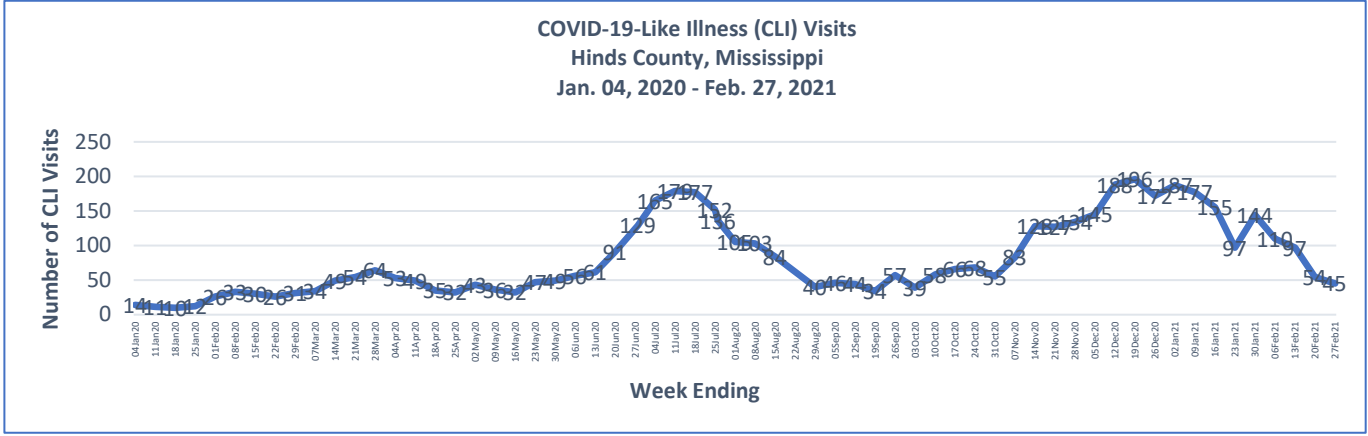
Total Incidence
(cases per 100,000)
8102.6

***Test Positivity Rate**
9.9%
(2/11-2/24)



2/21/2021 – 2/27/2021

# Cases via Suspected Community Transmission	183
# Cases via Outbreaks	3
Outbreak Explanation	
During the week of 2/21-2/27, three (3) cases/patients were associated with outbreaks in Long-Term Care Facilities (LTCF).	



*Counties with test percent positivity <5.0% or with <20 tests in past 14 days: Green; test percent positivity 5.0%-10.0% or with <500 tests and <2000 tests/100k and >10% positivity over 14 days: Yellow; >10.0% and not meeting the criteria for "Green" or "Yellow": Red. Test positivity is rounded to the nearest tenth of a percent before classifying. Reference: [Centers for Medicare and Medicaid Services](https://www.cms.gov/medicare/medicaid-support/eligibility/eligibility-requirements)

**Provisional Data: Illnesses occurring during the last two weeks may not yet have been reported and/or represented.