

HUMPHREYS COUNTY WEEKLY COVID-19 SNAPSHOT



WEEK ENDING FEBRUARY 27, 2021

Total Cases

928

Total Deaths

27

Total Incidence

(cases per 100,000)

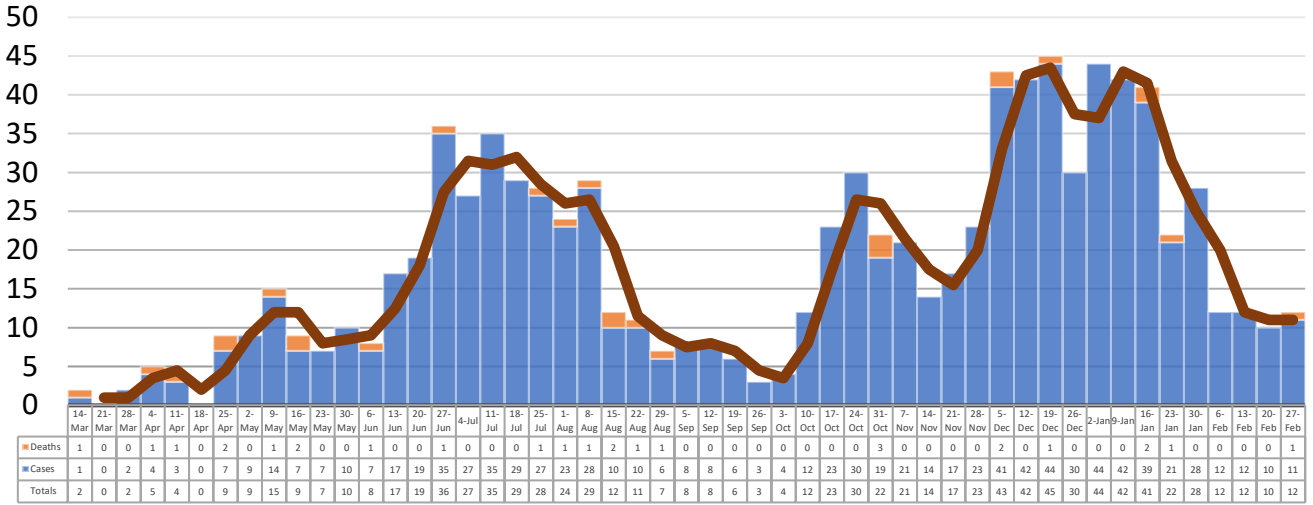
11507.9

*Test Positivity Rate

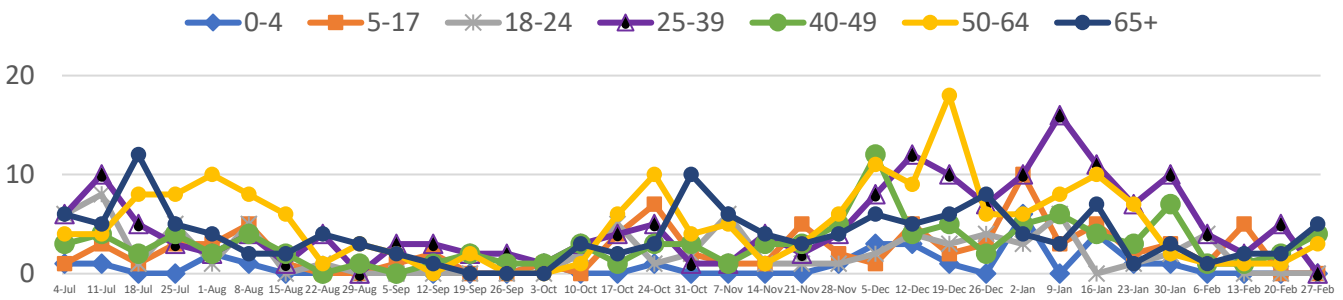
0.0%

(2/11-2/24)

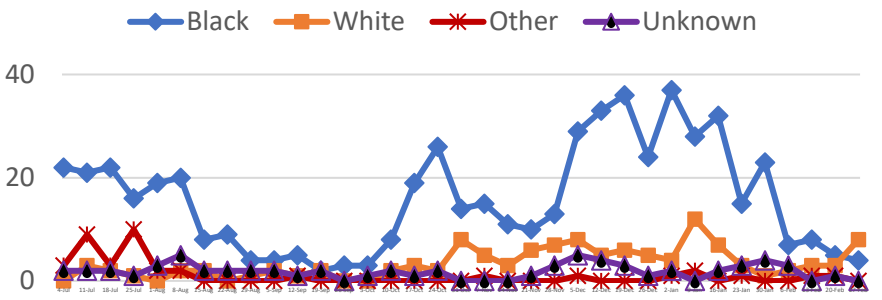
**Total Cases and Deaths, Through February 27, 2021



Total Cases, By Age July 2020-February 2021 (End of Week)



Total Cases, By Race July 2020-February 2021 (End of Week)



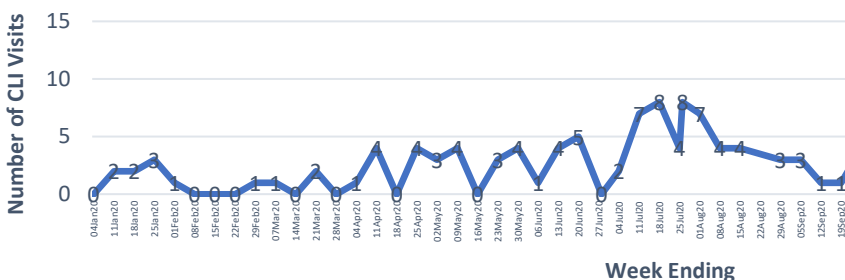
2/21/2021 – 2/27/2021

# Cases via Suspected Community Transmission	12
# Cases via Outbreaks	0

Outbreak Explanation

During the week of 2/21-2/27, there were no cases/patients associated with an outbreak.

COVID-19-Like Illness (CLI) Visits Humphreys County, Mississippi Jan. 04, 2020 - Feb. 27, 2021



*Counties with test percent positivity <5.0% or with <20 tests in past 14 days: Green; test percent positivity 5.0%-10.0% or with <500 tests and <2000 tests/100k and >10% positivity over 14 days: Yellow; >10.0% and not meeting the criteria for "Green" or "Yellow": Red. Test positivity is rounded to the nearest tenth of a percent before classifying. Reference: [Centers for Medicare and Medicaid Services](https://www.cdc.gov/medicaidandmedicare/testing/testing-coverage/)

**Provisional Data: Illnesses occurring during the last two weeks may not yet have been reported and/or represented.