

# JEFFERSON DAVIS COUNTY WEEKLY COVID-19 SNAPSHOT



WEEK ENDING FEBRUARY 27, 2021

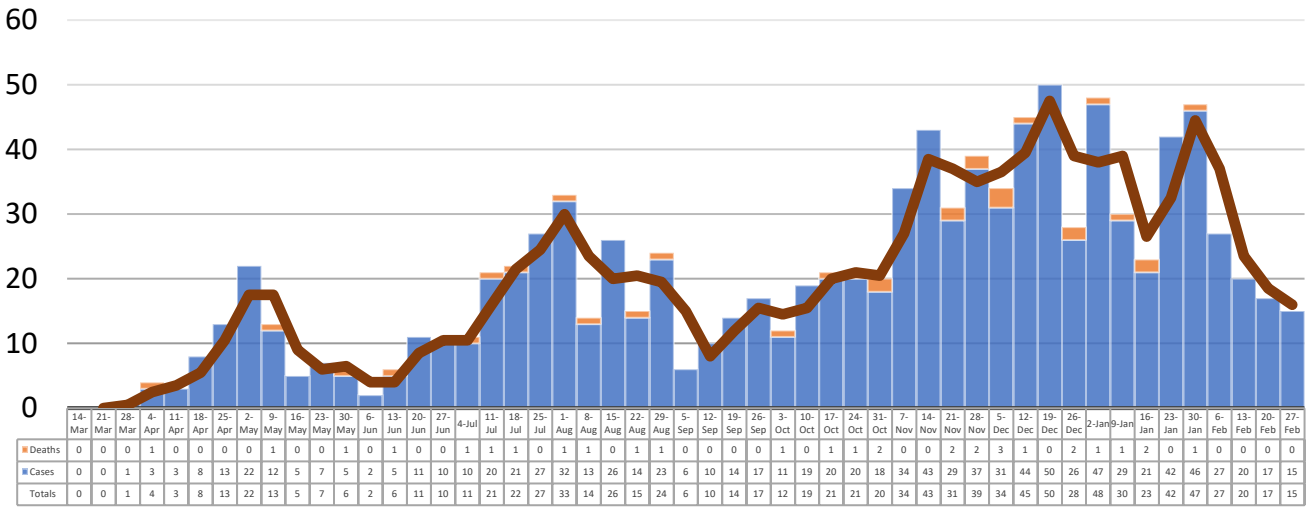
**Total Cases**  
**1017**

**Total Deaths**  
**31**

**Total Incidence**  
(cases per 100,000)  
**9139.1**

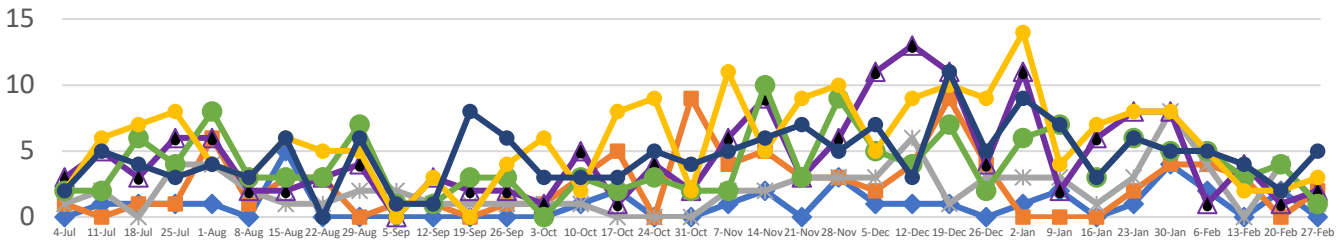
**\*Test Positivity Rate**  
**3.3%**  
(2/11-2/24)

## \*\*Total Cases and Deaths, Through February 27, 2021



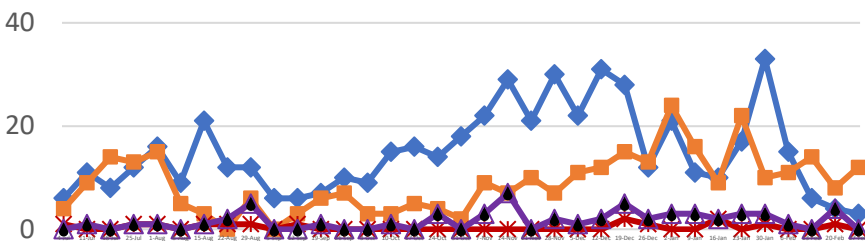
## Total Cases, By Age July 2020-February 2021 (End of Week)

0-4 5-17 18-24 25-39 40-49 50-64 65+



## Total Cases, By Race July 2020-February 2021 (End of Week)

Black White Other Unknown



### 2/21/2021 – 2/27/2021

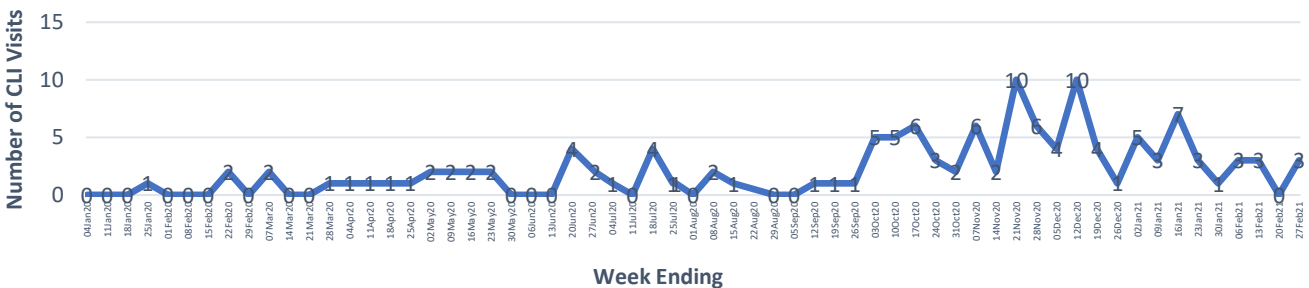
# Cases via Suspected Community Transmission: 15

# Cases via Outbreaks: 0

#### Outbreak Explanation

During the week of 2/21-2/27, there were no cases/patients associated with an outbreak.

## COVID-19-Like Illness (CLI) Visits Jefferson Davis County, Mississippi Jan. 04, 2020 - Feb. 27, 2021



\*Counties with test percent positivity <5.0% or with <20 tests in past 14 days: Green; test percent positivity 5.0%-10.0% or with <500 tests and <2000 tests/100k and >10% positivity over 14 days: Yellow; >10.0% and not meeting the criteria for "Green" or "Yellow": Red. Test positivity is rounded to the nearest tenth of a percent before classifying. Reference: [Centers for Medicare and Medicaid Services](https://www.cdc.gov/medicareandmedicaidservices/)

\*\*Provisional Data: Illnesses occurring during the last two weeks may not yet have been reported and/or represented.