

# WARREN COUNTY WEEKLY COVID-19 SNAPSHOT

WEEK ENDING FEBRUARY 27, 2021



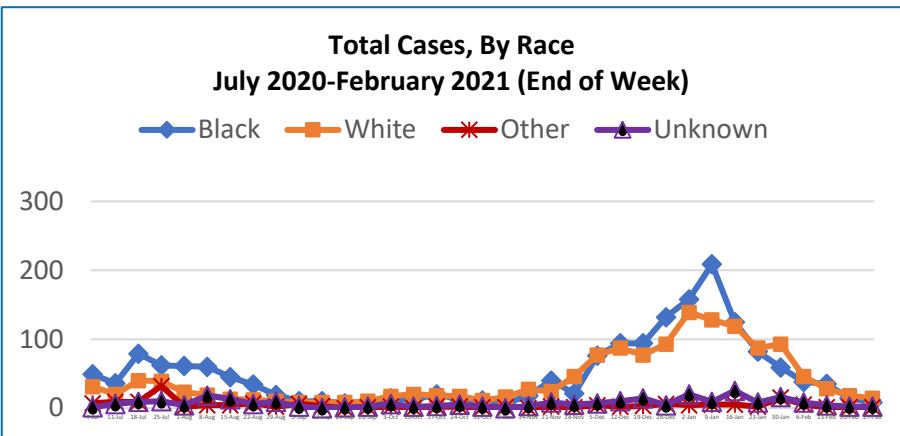
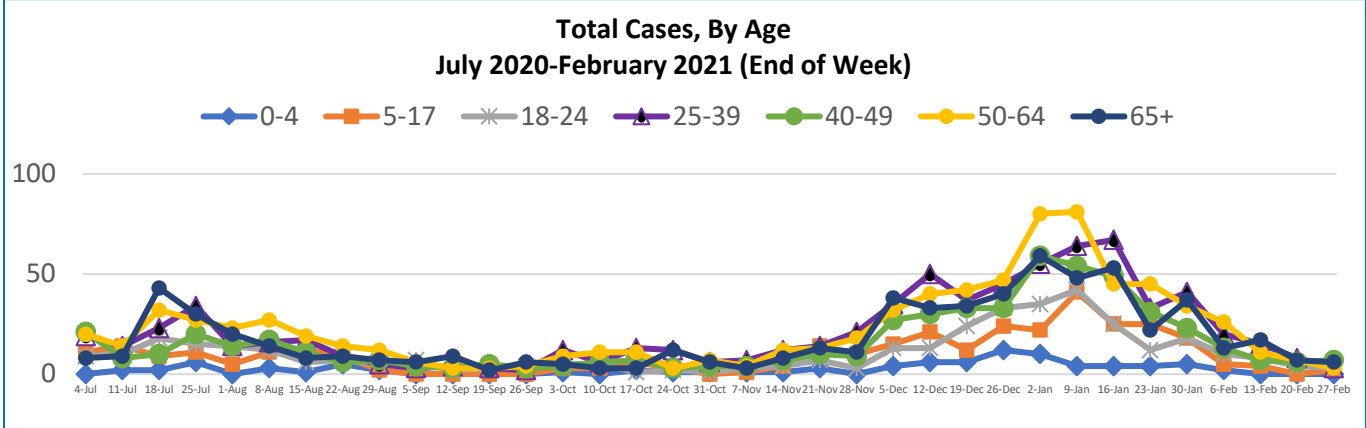
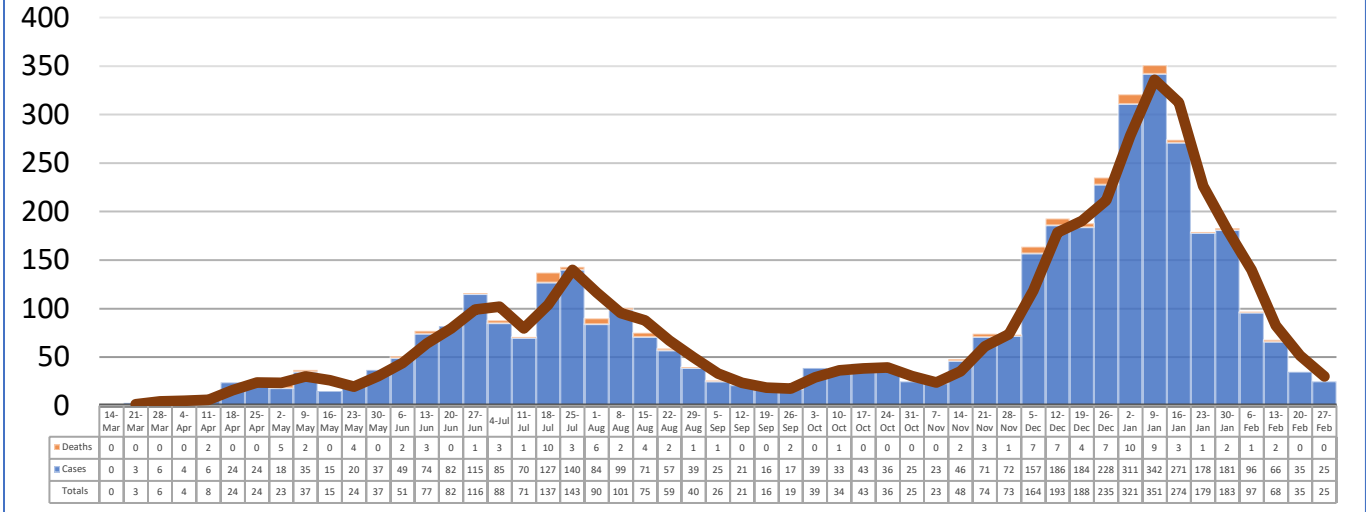
**Total Cases**  
**4126**

**Total Deaths**  
**114**

**Total Incidence**  
(cases per 100,000)  
**9091.9**

**\*Test Positivity Rate**  
**13.3%**  
(2/11-2/24)

## \*\*Total Cases and Deaths, Through February 27, 2021

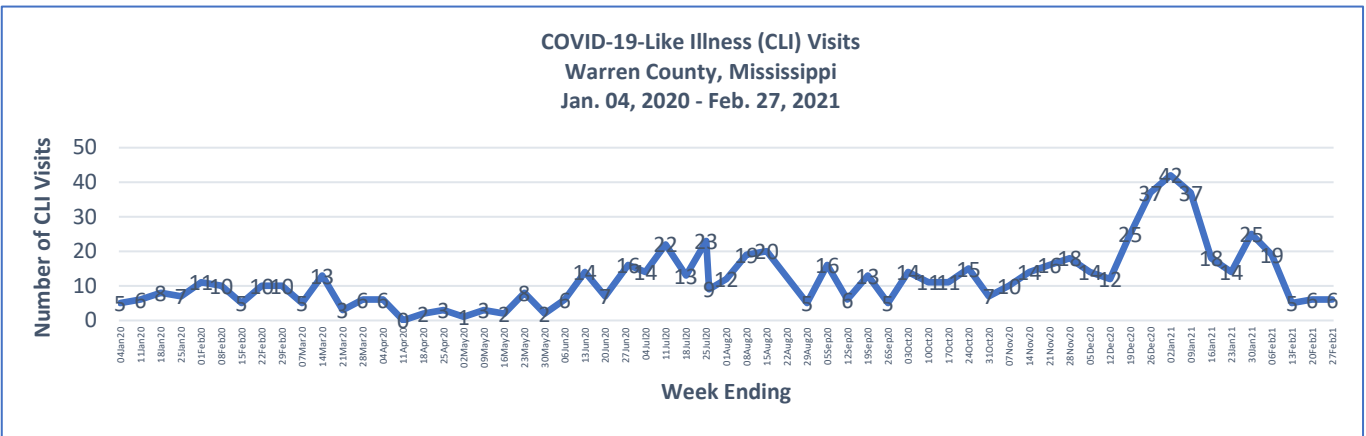


**2/21/2021 – 2/27/2021**

# Cases via Suspected Community Transmission	24
# Cases via Outbreaks	1

**Outbreak Explanation**

During the week of 2/21-2/27, one (1) case/patient was associated with a pending outbreak investigation.



\*Counties with test percent positivity <5.0% or with <20 tests in past 14 days: Green; test percent positivity 5.0%-10.0% or with <500 tests and <2000 tests/100k and >10% positivity over 14 days: Yellow; >10.0% and not meeting the criteria for "Green" or "Yellow": Red. Test positivity is rounded to the nearest tenth of a percent before classifying. Reference: [Centers for Medicare and Medicaid Services](#)

\*\*Provisional Data: Illnesses occurring during the last two weeks may not yet have been reported and/or represented.