

YALOBUSHA COUNTY WEEKLY COVID-19 SNAPSHOT

WEEK ENDING FEBRUARY 27, 2021



Total Cases

1448

Total Deaths

36

Total Incidence

(cases per 100,000)

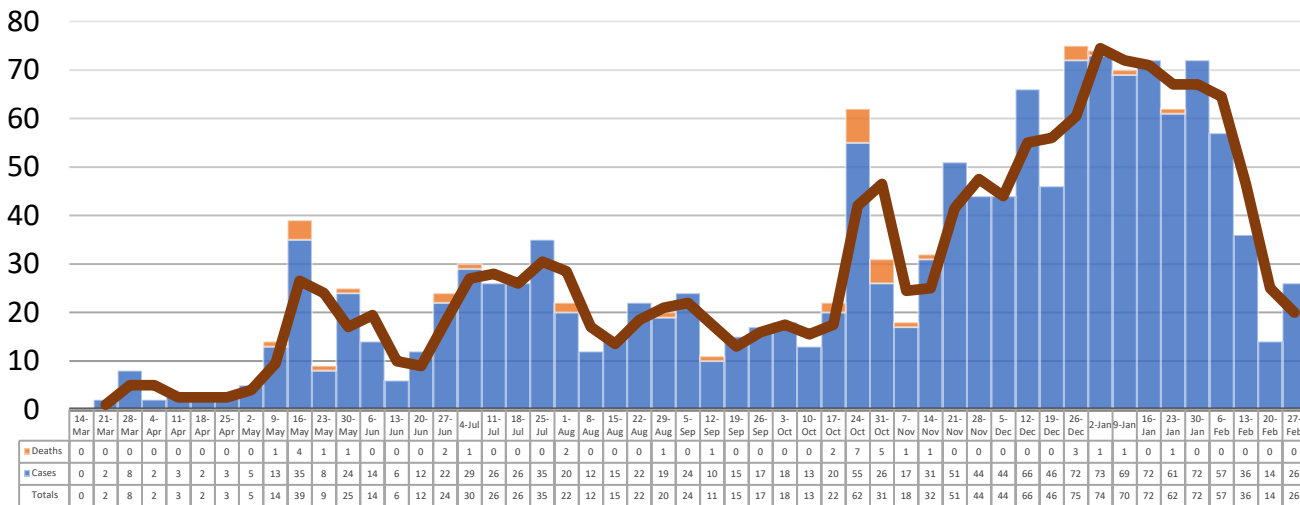
11959.0

*Test Positivity Rate

3.3%

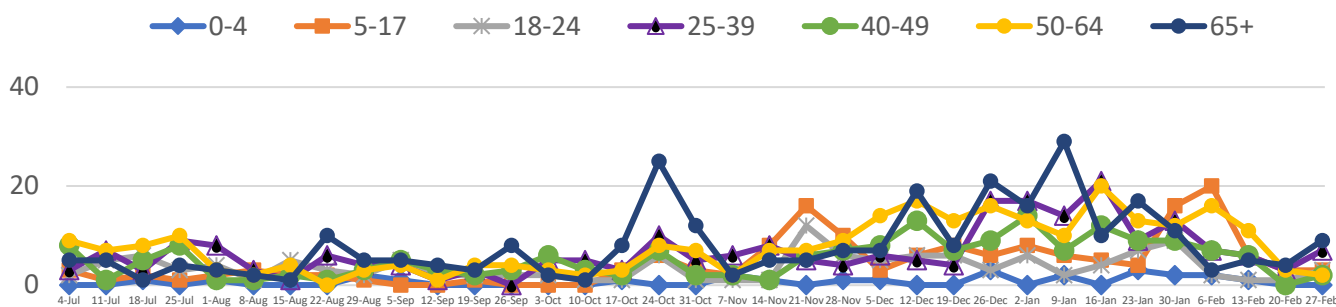
(2/11-2/24)

**Total Cases and Deaths, Through February 27, 2021



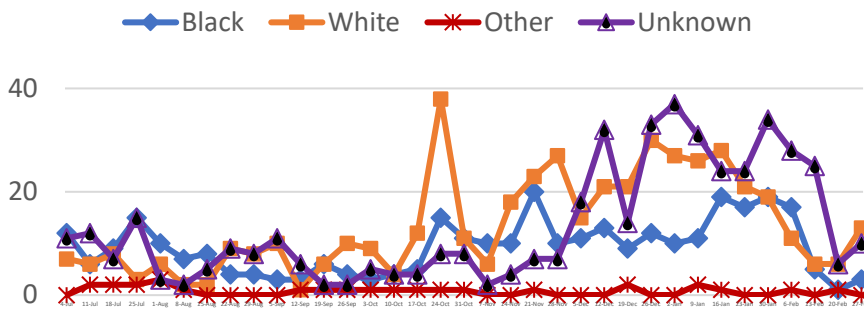
Total Cases, By Age

July 2020-February 2021 (End of Week)



Total Cases, By Race

July 2020-February 2021 (End of Week)



2/21/2021 – 2/27/2021

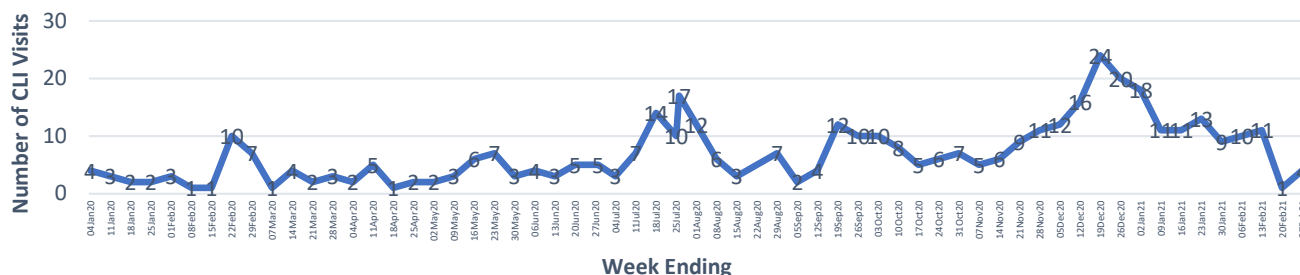
| | |
|--|----|
| # Cases via Suspected Community Transmission | 26 |
| # Cases via Outbreaks | 0 |

Outbreak Explanation

During the week of 2/21-2/27, there were no cases/patients associated with an outbreak.

COVID-19-Like Illness (CLI) Visits

Yalobusha County, Mississippi
Jan. 04, 2020 - Feb. 27, 2021



*Counties with test percent positivity <5.0% or with <20 tests in past 14 days: Green; test percent positivity 5.0%-10.0% or with <500 tests and <2000 tests/100k and >10% positivity over 14 days: Yellow; >10.0% and not meeting the criteria for "Green" or "Yellow": Red. Test positivity is rounded to the nearest tenth of a percent before classifying. Reference: [Centers for Medicare and Medicaid Services](https://www.cms.gov/medicare/coverage/eligibility/eligibility-guidance/eligibility-guidance)

**Provisional Data: Illnesses occurring during the last two weeks may not yet have been reported and/or represented.