

HINDS COUNTY WEEKLY COVID-19 SNAPSHOT

WEEK ENDING MARCH 6, 2021

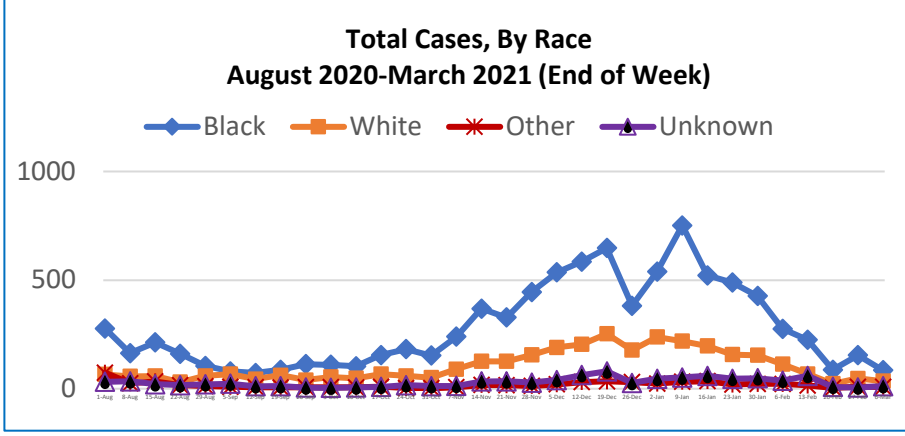
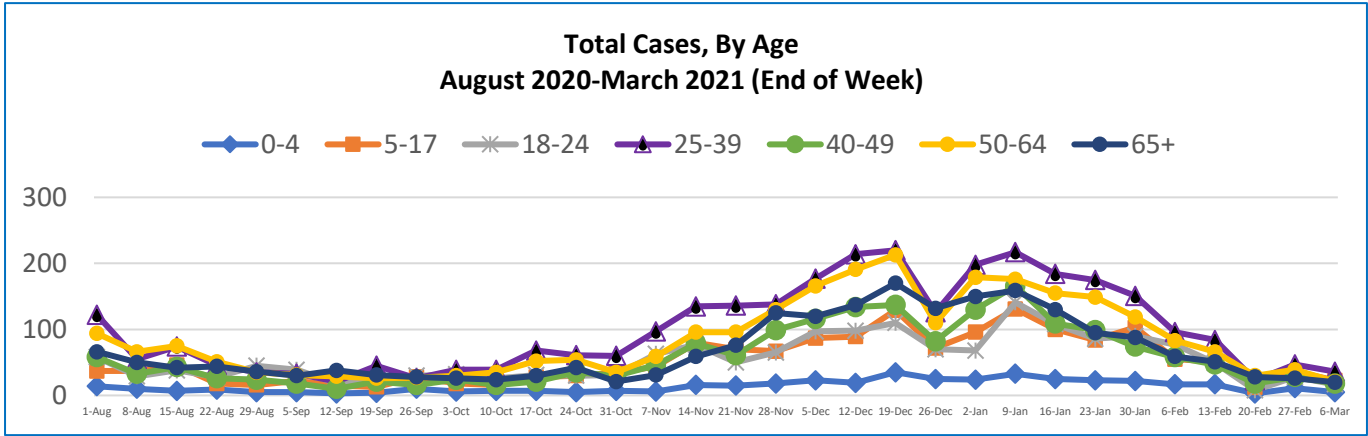
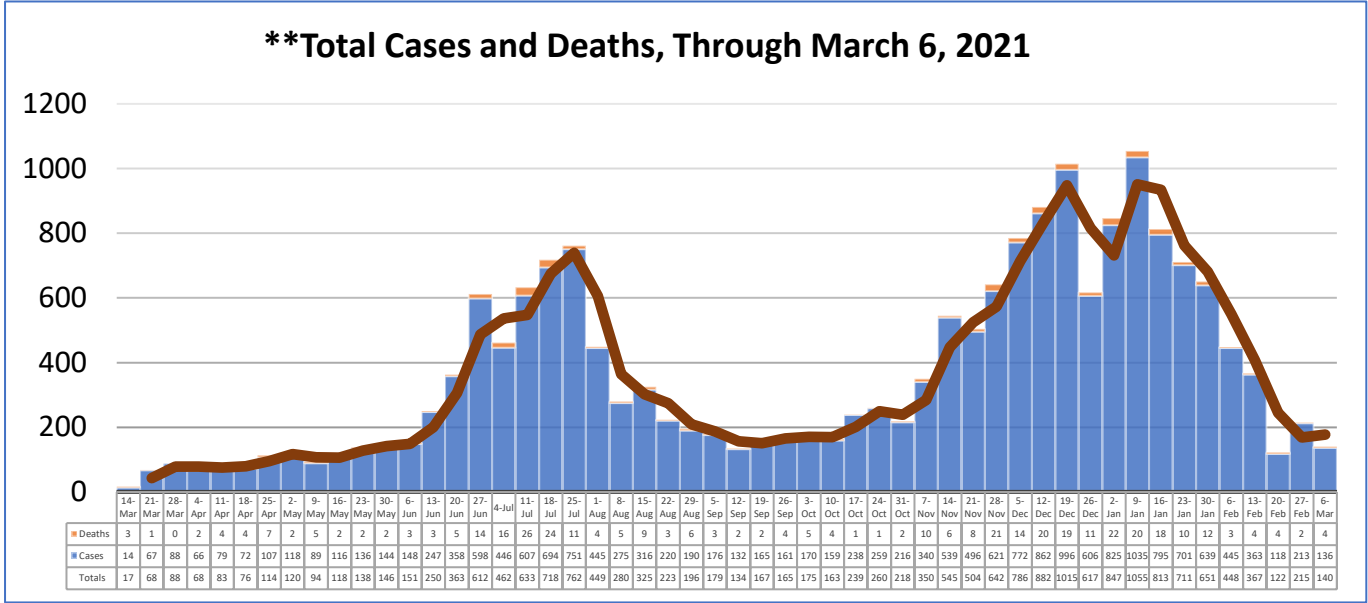


Total Cases
18,966

Total Deaths
395

Total Incidence
(cases per 100,000)
8102.6

***Test Positivity Rate**
8.7%
(2/17-3/2)

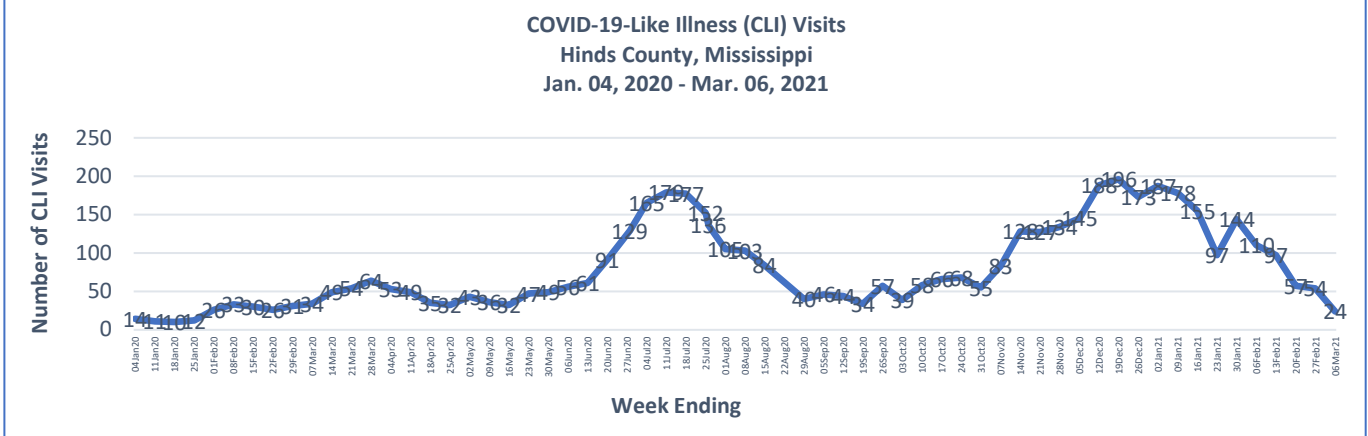


2/28/2021 – 3/6/2021

| | |
|--|-----|
| # Cases via Suspected Community Transmission | 137 |
| # Cases via Outbreaks | 3 |

Outbreak Explanation

During the week of 2/28-3/6, two (2) cases/patients were associated with outbreaks in Long-Term Care Facilities (LTCF); one (1) case was associated with a pending outbreak investigation.



*Counties with test percent positivity <5.0% or with <20 tests in past 14 days: Green; test percent positivity 5.0%-10.0% or with <500 tests and <2000 tests/100k and >10% positivity over 14 days: Yellow; >10.0% and not meeting the criteria for "Green" or "Yellow": Red. Test positivity is rounded to the nearest tenth of a percent before classifying. Reference: [Centers for Medicare and Medicaid Services](https://www.cms.gov/medicare/medicaid-coverage/medicaid-services)

**Provisional Data: Illnesses occurring during the last two weeks may not yet have been reported and/or represented.