

LEAKE COUNTY WEEKLY COVID-19 SNAPSHOT

WEEK ENDING MARCH 6, 2021



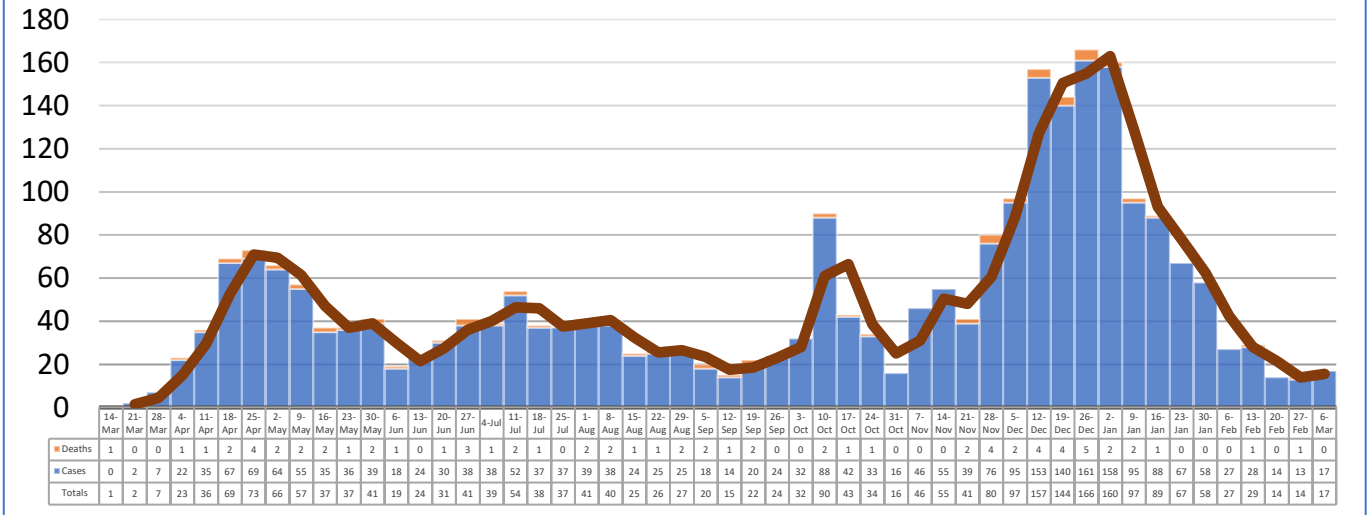
Total Cases
2545

Total Deaths
72

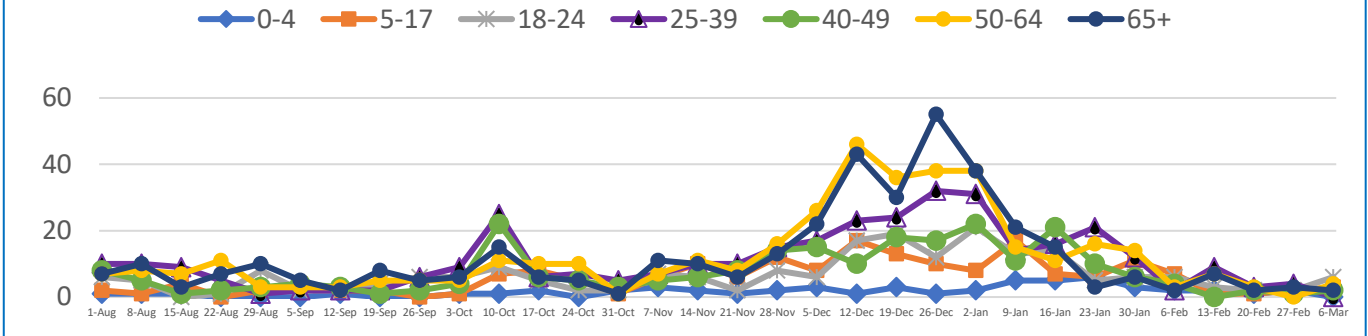
Total Incidence
(cases per 100,000)
11169.1

***Test Positivity Rate**
6.3%
(2/17-3/2)

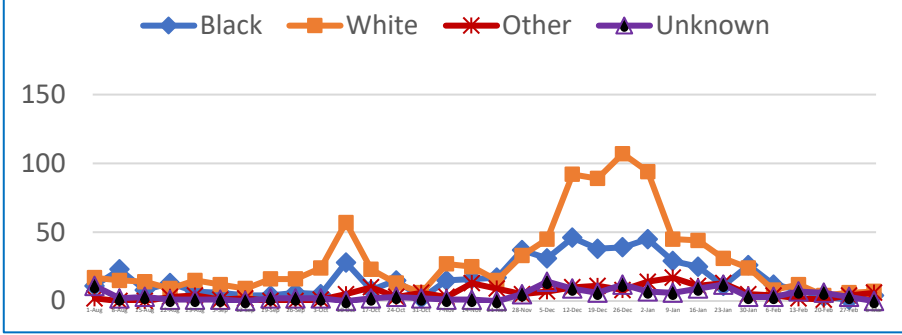
****Total Cases and Deaths, Through March 6, 2021**



Total Cases, By Age
August 2020-March 2021 (End of Week)



Total Cases, By Race
August 2020-March 2021 (End of Week)



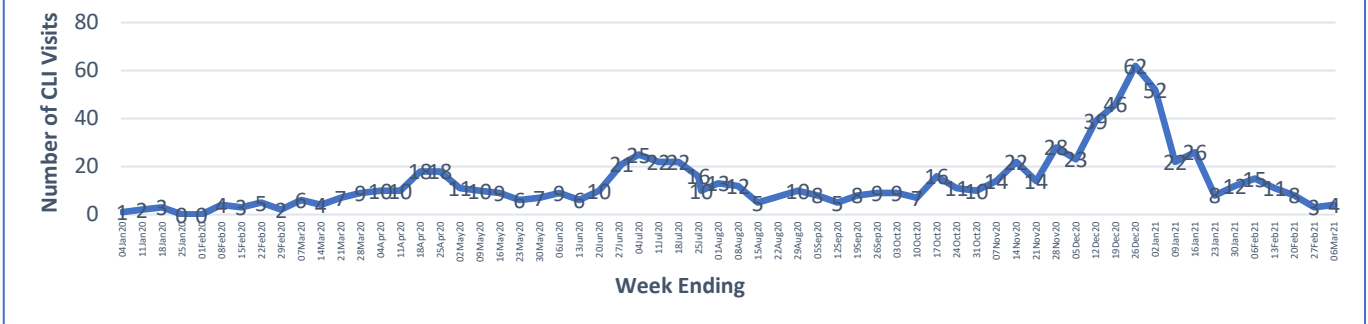
2/28/2021 – 3/6/2021

# Cases via Suspected Community Transmission	16
# Cases via Outbreaks	1

Outbreak Explanation

During the week of 2/28-3/6, one (1) case/patient was associated with an outbreak in a business/industry.

COVID-19-Like Illness (CLI) Visits
Leake County, Mississippi
Jan. 04, 2020 - Mar. 06, 2021



*Counties with test percent positivity <5.0% or with <20 tests in past 14 days: Green; test percent positivity 5.0%-10.0% or with <500 tests and <2000 tests/100k and >10% positivity over 14 days: Yellow; >10.0% and not meeting the criteria for "Green" or "Yellow": Red. Test positivity is rounded to the nearest tenth of a percent before classifying. Reference: [Centers for Medicare and Medicaid Services](#)

**Provisional Data: Illnesses occurring during the last two weeks may not yet have been reported and/or represented.