

# DESOTO COUNTY WEEKLY COVID-19 SNAPSHOT

WEEK ENDING MARCH 13, 2021



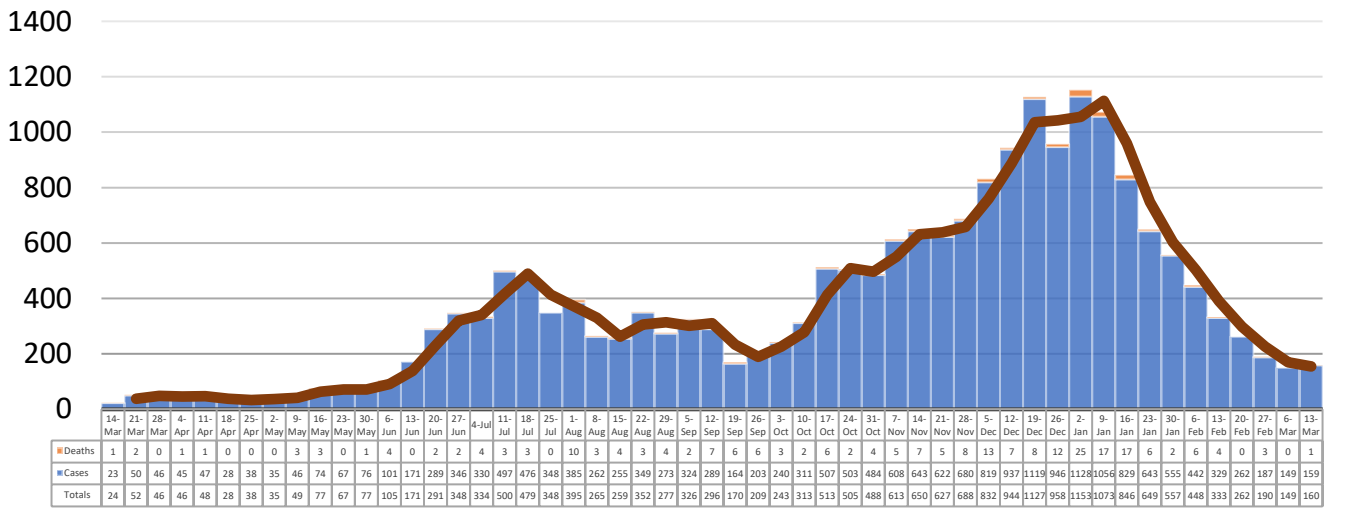
**Total Cases**  
**20,039**

**Total Deaths**  
**238**

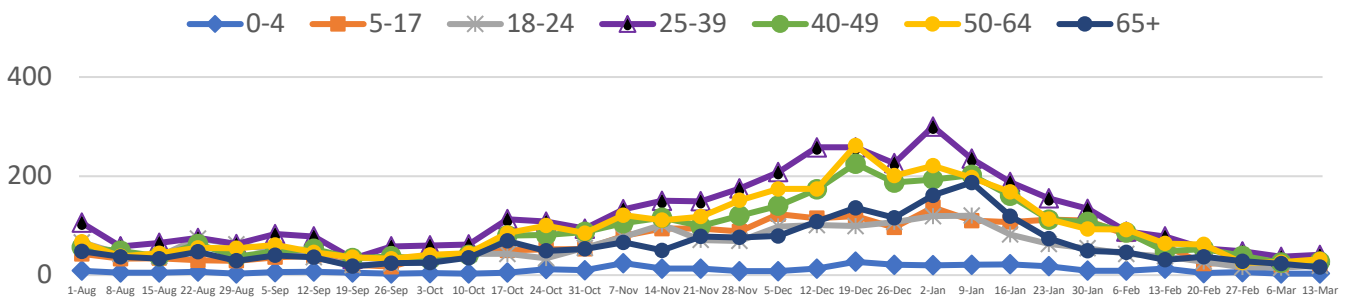
**Total Incidence**  
(cases per 100,000)  
**10835.1**

**\*Test Positivity Rate**  
**4.9%**  
(2/24-3/9)

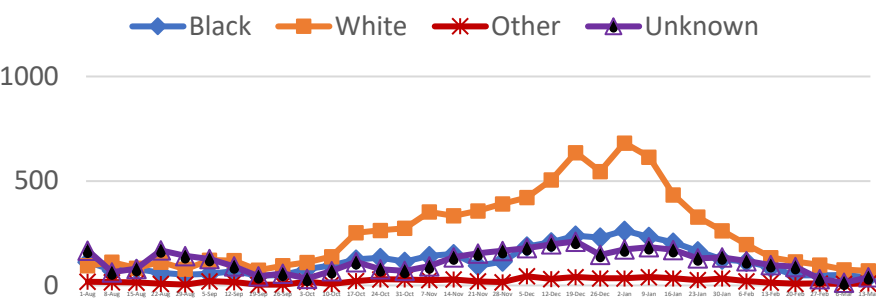
**\*\*Total Cases and Deaths, Through March 13, 2021**



**Total Cases, By Age**  
August 2020-March 2021 (End of Week)



**Total Cases, By Race**  
August 2020-March 2021 (End of Week)



**3/7/2021 – 3/13/2021**

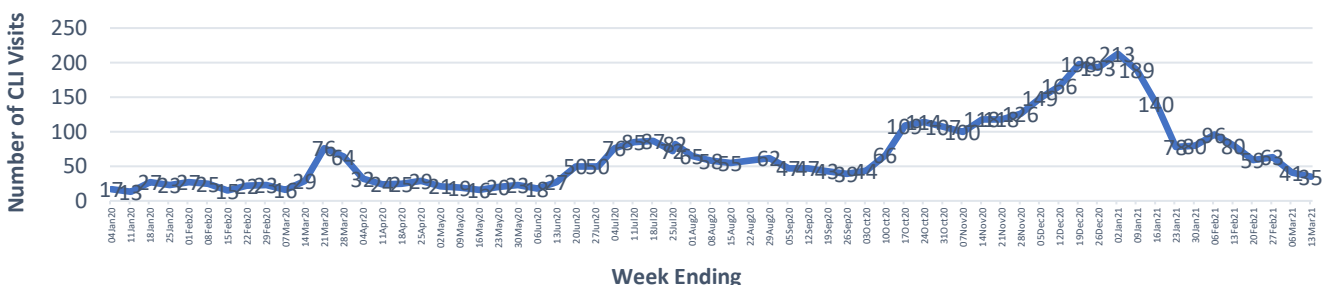
# Cases via Suspected Community Transmission	160
--	-----

# Cases via Outbreaks	0
-----------------------	---

Outbreak Explanation

During the week of 3/7-3/13, there were no cases/patients associated with an outbreak.

**COVID-19-Like Illness (CLI) Visits**  
Desoto County, Mississippi  
Jan. 04, 2020 - Mar. 13, 2021



\*Counties with test percent positivity <5.0% or with <20 tests in past 14 days: Green; test percent positivity 5.0%-10.0% or with <500 tests and <2000 tests/100k and >10% positivity over 14 days: Yellow; >10.0% and not meeting the criteria for "Green" or "Yellow": Red. Test positivity is rounded to the nearest tenth of a percent before classifying. Reference: [Centers for Medicare and Medicaid Services](https://www.cdc.gov/media/releases/2020/s111920-covid-test-positivity.html)

\*\*Provisional Data: Illnesses occurring during the last two weeks may not yet have been reported and/or represented.