

FORREST COUNTY WEEKLY COVID-19 SNAPSHOT

WEEK ENDING MARCH 13, 2021



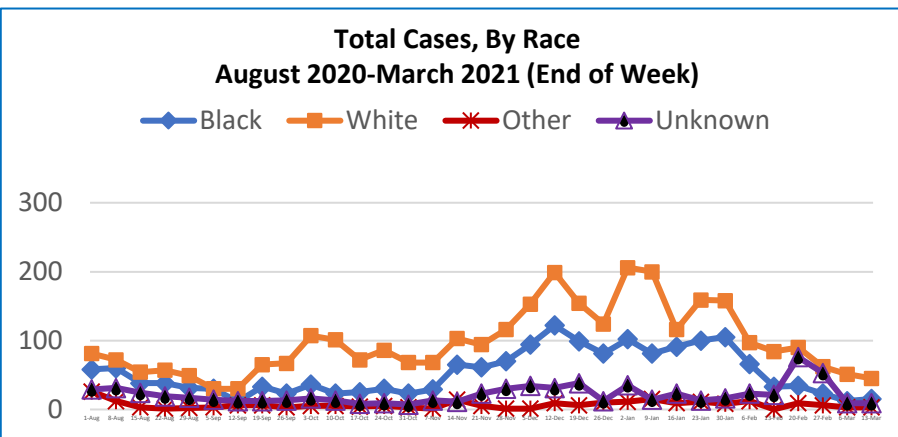
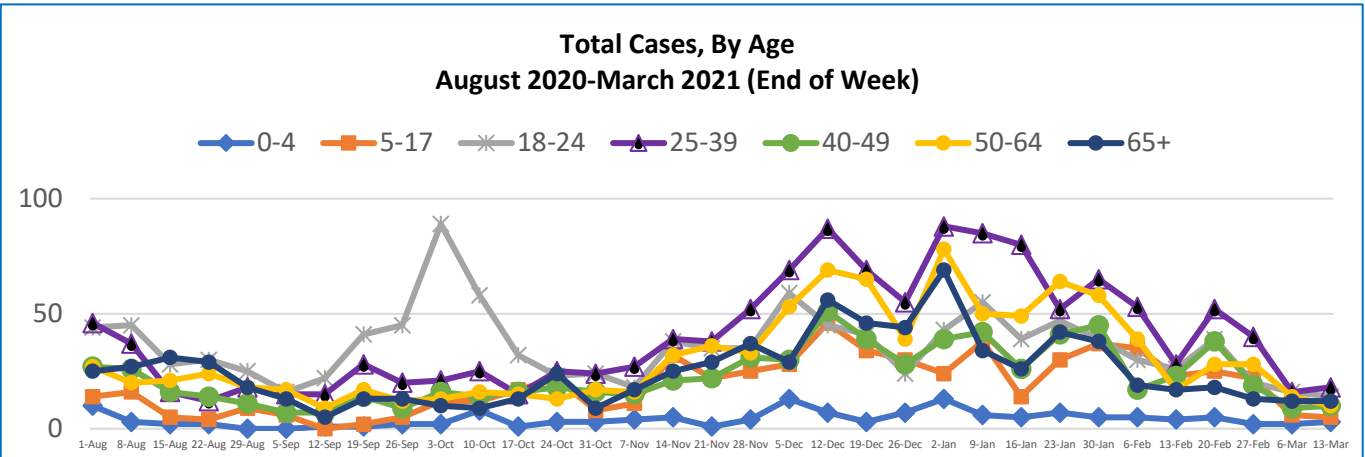
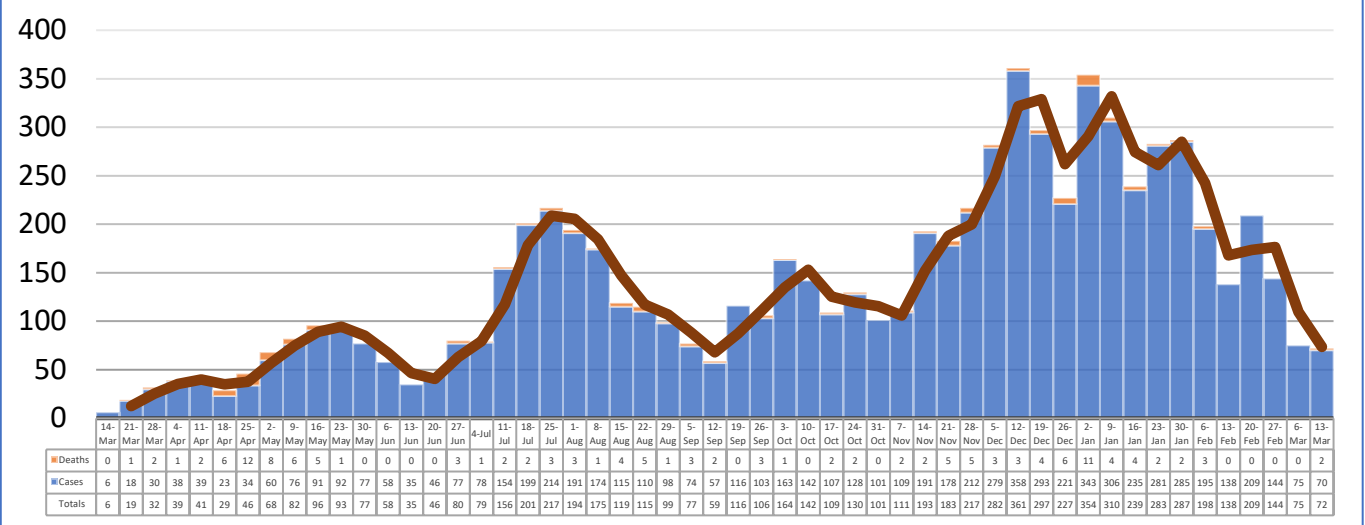
Total Cases
7386

Total Deaths
140

Total Incidence
(cases per 100,000)
9861.5

***Test Positivity Rate**
4.9%
(2/24-3/9)

**Total Cases and Deaths, Through March 13, 2021

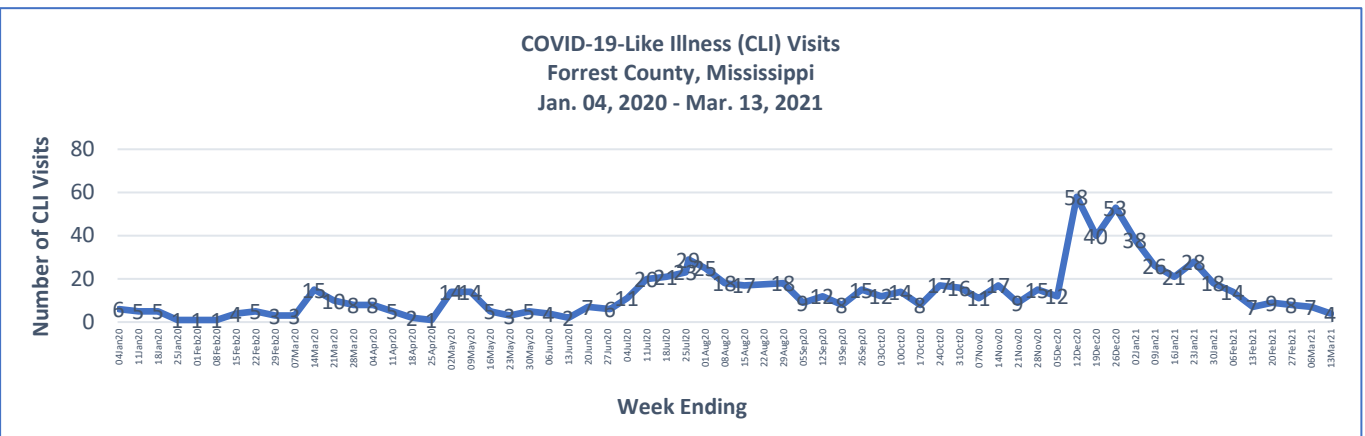


3/7/2021 – 3/13/2021

# Cases via Community Transmission	67
# Cases via Outbreaks	5

Outbreak Explanation

During the week of 3/7-3/13, one (1) case/patient was associated with an outbreak in a Long-Term Care Facility (LTCF); four (4) cases/patients were associated with pending outbreak investigations.



*Counties with test percent positivity <5.0% or with <20 tests in past 14 days: Green; test percent positivity 5.0%-10.0% or with <500 tests and <2000 tests/100k and >10% positivity over 14 days: Yellow; >10.0% and not meeting the criteria for "Green" or "Yellow": Red. Test positivity is rounded to the nearest tenth of a percent before classifying. Reference: [Centers for Medicare and Medicaid Services](#)

**Provisional Data: Illnesses occurring during the last two weeks may not yet have been reported and/or represented.