

JEFFERSON DAVIS COUNTY WEEKLY COVID-19 SNAPSHOT



WEEK ENDING MARCH 13, 2021

Total Cases

1034

Total Deaths

31

Total Incidence(cases per 100,000)

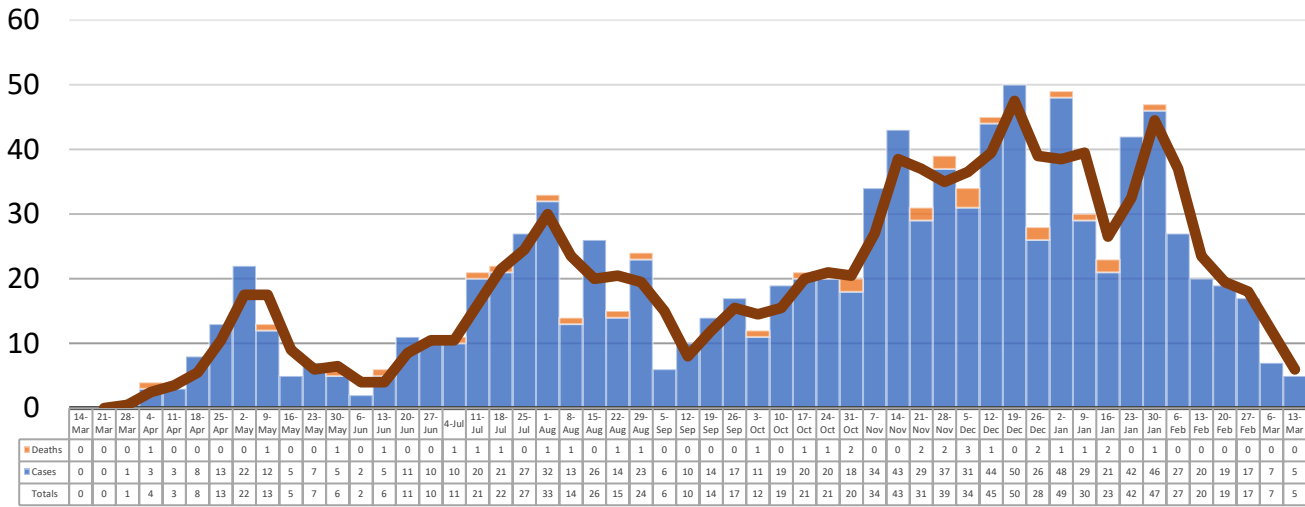
9291.9

***Test Positivity Rate**

2.2%

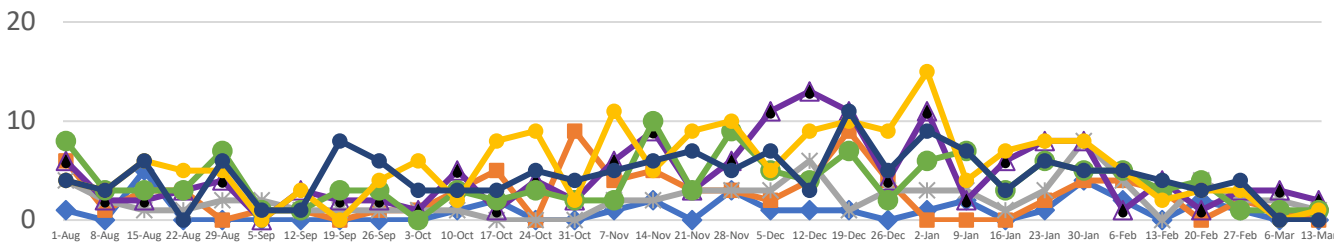
(2/24-3/9)

**Total Cases and Deaths, Through March 13, 2021



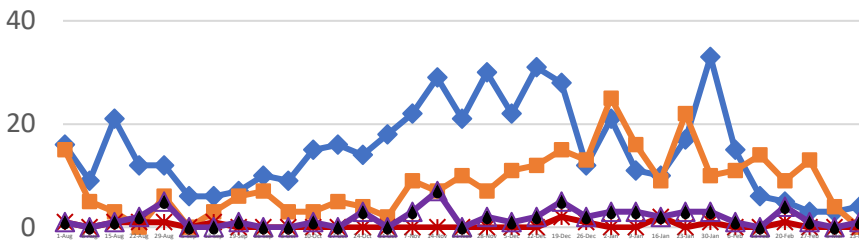
Total Cases, By Age August 2020-March 2021 (End of Week)

◆ 0-4
 ■ 5-17
 ✱ 18-24
 ▲ 25-39
 ● 40-49
 ◆ 50-64
 ● 65+



Total Cases, By Race August 2020-March 2021 (End of Week)

◆ Black
 ■ White
 ✱ Other
 ▲ Unknown



3/7/2021 – 3/13/2021

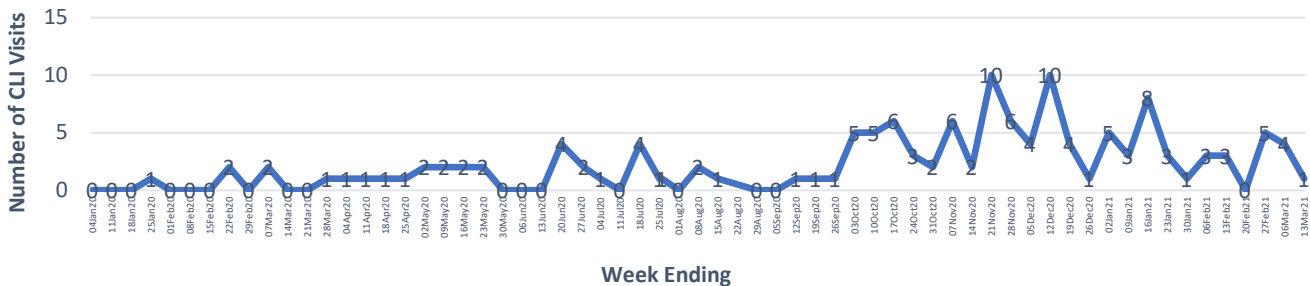
# Cases via Suspected Community Transmission	5
--	---

# Cases via Outbreaks	0
-----------------------	---

Outbreak Explanation

During the week of 3/7-3/13, there were no cases/patients associated with an outbreak.

COVID-19-Like Illness (CLI) Visits Jefferson Davis County, Mississippi Jan. 04, 2020 - Mar. 13, 2021



*Counties with test percent positivity <5.0% or with <20 tests in past 14 days: Green; test percent positivity 5.0%-10.0% or with <500 tests and <2000 tests/100k and >10% positivity over 14 days: Yellow; >10.0% and not meeting the criteria for "Green" or "Yellow": Red. Test positivity is rounded to the nearest tenth of a percent before classifying. Reference: [Centers for Medicare and Medicaid Services](#)

**Provisional Data: Illnesses occurring during the last two weeks may not yet have been reported and/or represented.