

# LAUDERDALE COUNTY WEEKLY COVID-19 SNAPSHOT

WEEK ENDING MARCH 13, 2021



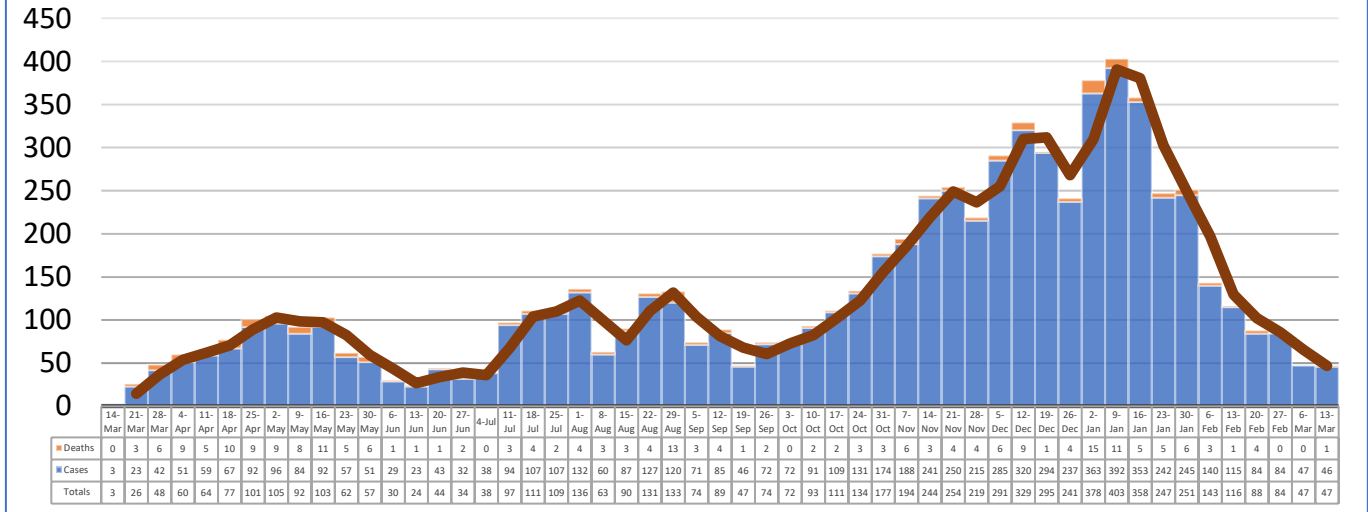
**Total Cases**  
**6939**

**Total Deaths**  
**230**

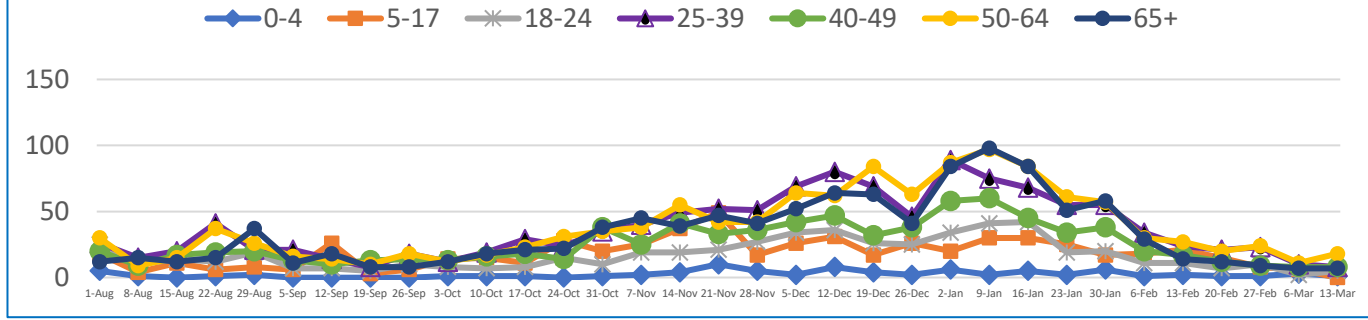
**Total Incidence**  
(cases per 100,000)  
**9361.2**

**\*Test Positivity Rate**  
**6.3%**  
(2/24-3/9)

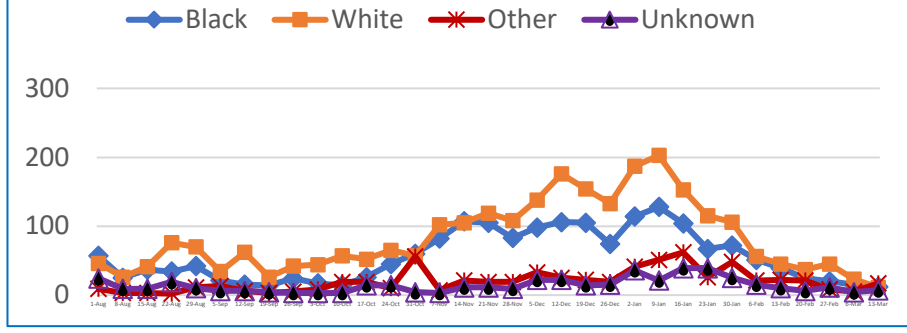
## \*\*Total Cases and Deaths, Through March 13, 2021



## Total Cases, By Age August 2020-March 2021 (End of Week)

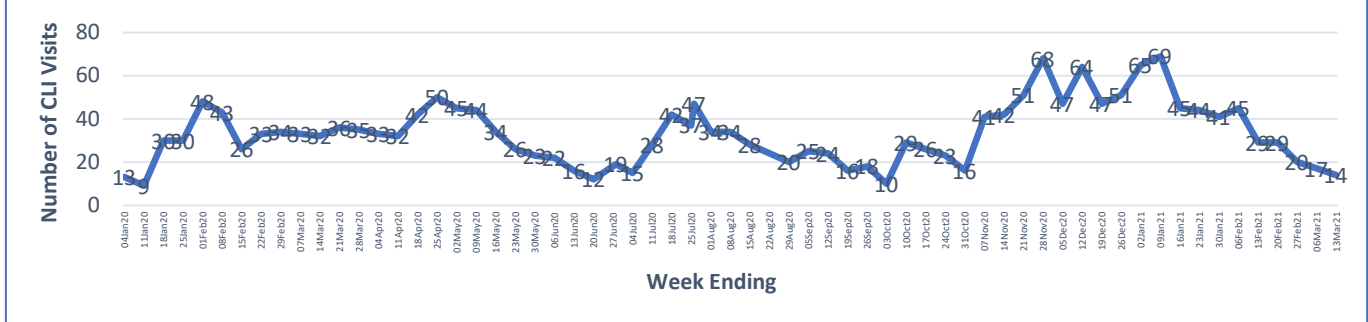


## Total Cases, By Race August 2020-March 2021 (End of Week)



3/7/2021 – 3/13/2021	
# Cases via Suspected Community Transmission	45
# Cases via Outbreaks	2
<b>Outbreak Explanation</b>	
During the week of 3/7-3/13, one (1) case/patient was associated with an outbreak in a Long-Term Care Facility (LTCF); one (1) case was associated with a pending outbreak investigation.	

## COVID-19-Like Illness (CLI) Visits Lauderdale County, Mississippi Jan. 04, 2020 - Mar. 13, 2021



\*Counties with test percent positivity <5.0% or with <20 tests in past 14 days: Green; test percent positivity 5.0%-10.0% or with <500 tests and <2000 tests/100k and >10% positivity over 14 days: Yellow; >10.0% and not meeting the criteria for "Green" or "Yellow": Red. Test positivity is rounded to the nearest tenth of a percent before classifying. Reference: [Centers for Medicare and Medicaid Services](#)

\*\*Provisional Data: Illnesses occurring during the last two weeks may not yet have been reported and/or represented.