

TISHOMINGO COUNTY WEEKLY COVID-19 SNAPSHOT

WEEK ENDING MARCH 13, 2021



Total Cases

2138

Total Deaths

67

Total Incidence

(cases per 100,000)

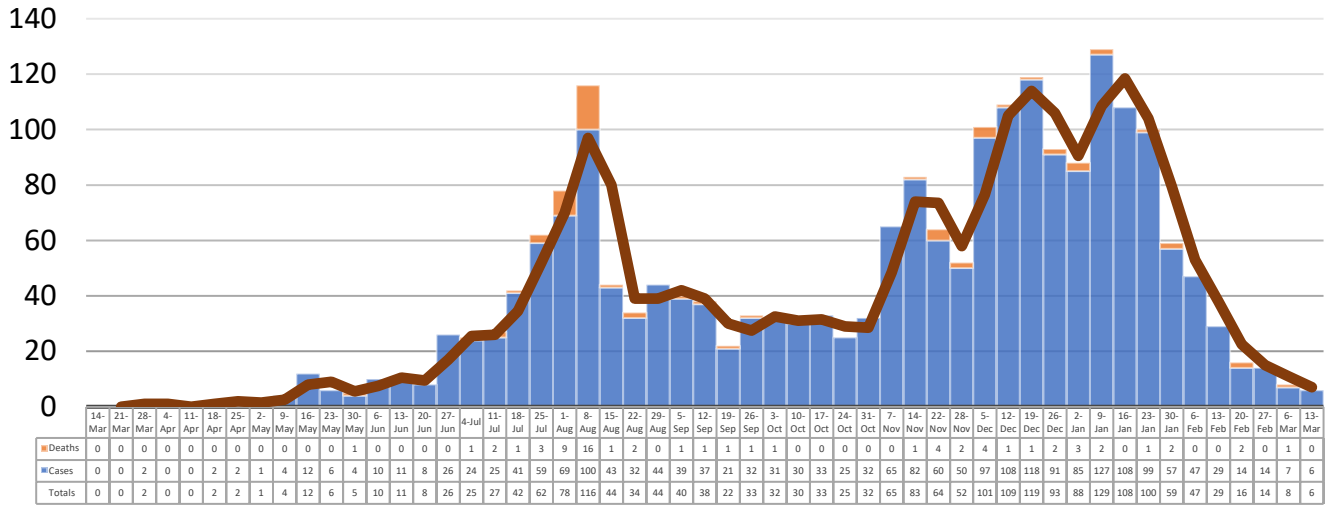
11030.3

*Test Positivity Rate

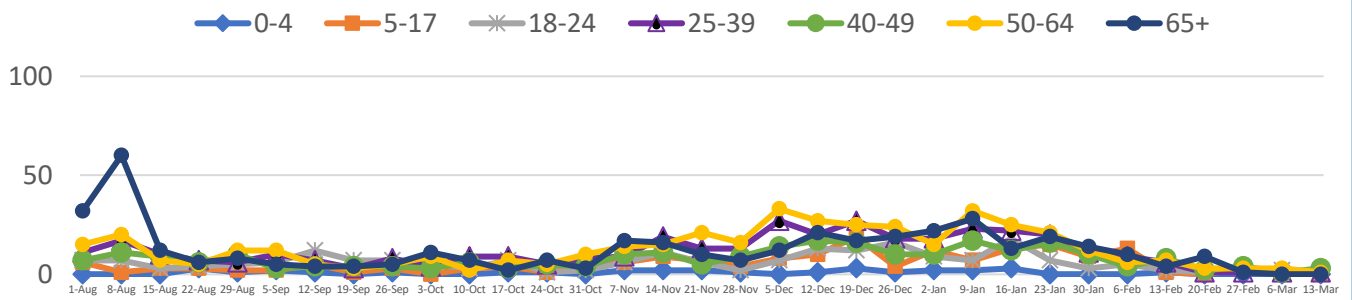
7.7%

(2/24-3/9)

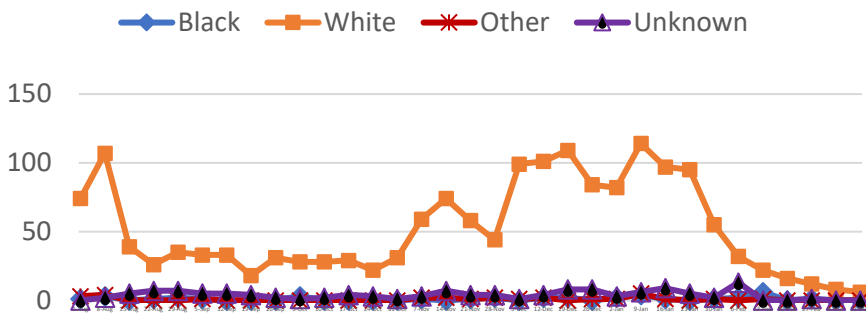
**Total Cases and Deaths, Through March 13, 2021



Total Cases, By Age August 2020-March 2021 (End of Week)



Total Cases, By Race August 2020-March 2021 (End of Week)



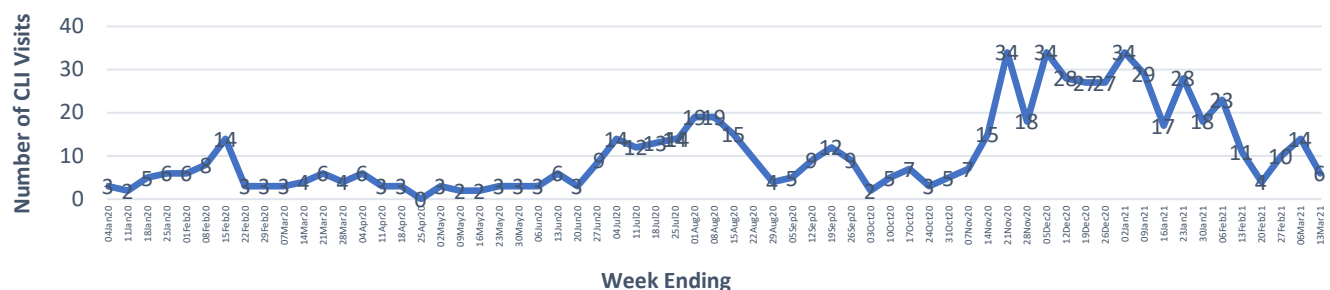
3/7/2021 – 3/13/2021

# Cases via Suspected Community Transmission	6
# Cases via Outbreaks	0

Outbreak Explanation

During the week of 3/7-3/13, there were no cases/patients associated with an outbreak.

COVID-19-Like Illness (CLI) Visits Tishomingo County, Mississippi Jan. 04, 2020 - Mar. 13, 2021



*Counties with test percent positivity <5.0% or with <20 tests in past 14 days: Green; test percent positivity 5.0%-10.0% or with <500 tests and <2000 tests/100k and >10% positivity over 14 days: Yellow; >10.0% and not meeting the criteria for "Green" or "Yellow": Red. Test positivity is rounded to the nearest tenth of a percent before classifying. Reference: [Centers for Medicare and Medicaid Services](https://www.cdc.gov/media/releases/2020/s111920-test-positivity.html)

**Provisional Data: Illnesses occurring during the last two weeks may not yet have been reported and/or represented.