

# HINDS COUNTY WEEKLY COVID-19 SNAPSHOT

WEEK ENDING MARCH 20, 2021

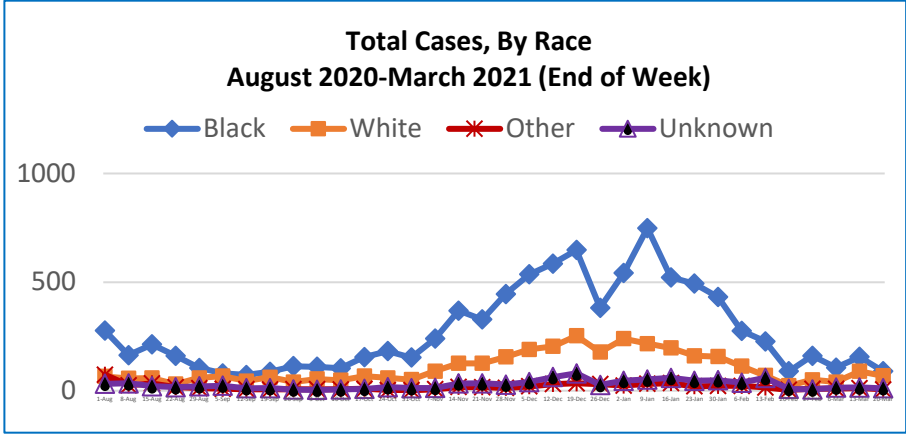
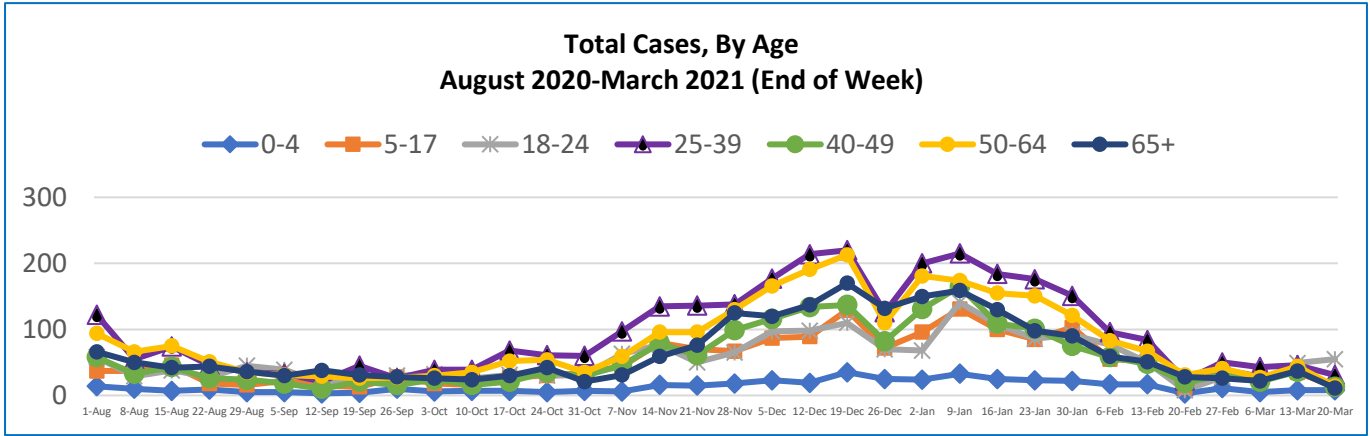
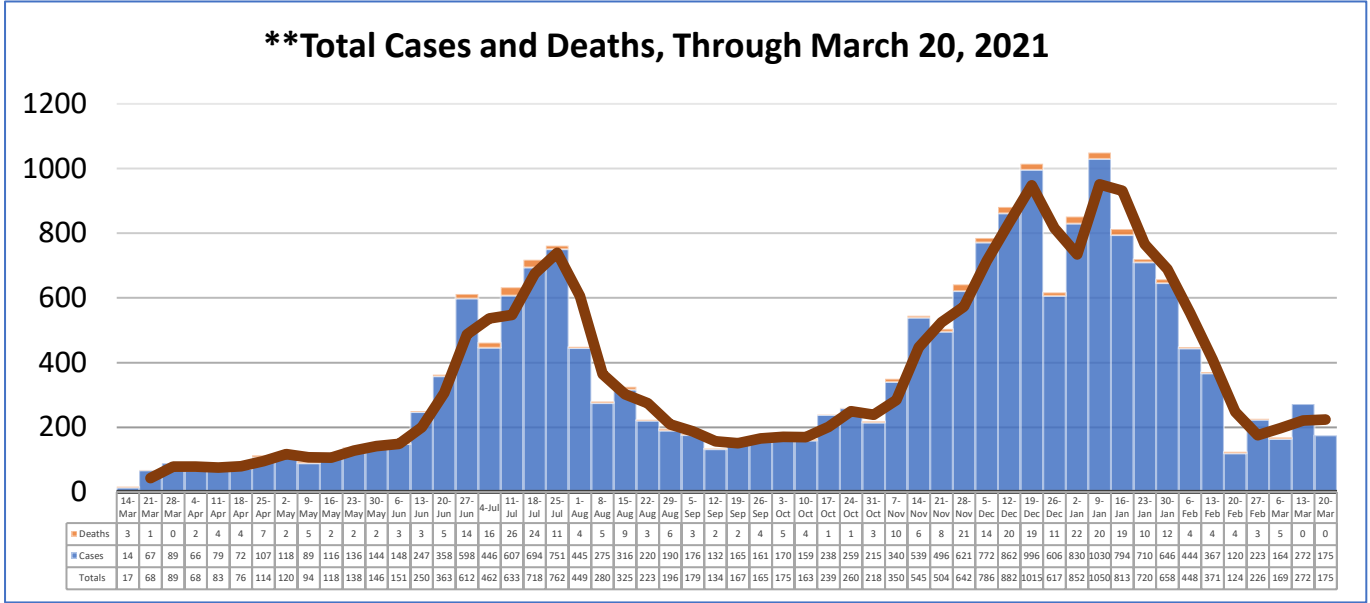


**Total Cases**  
**19,476**

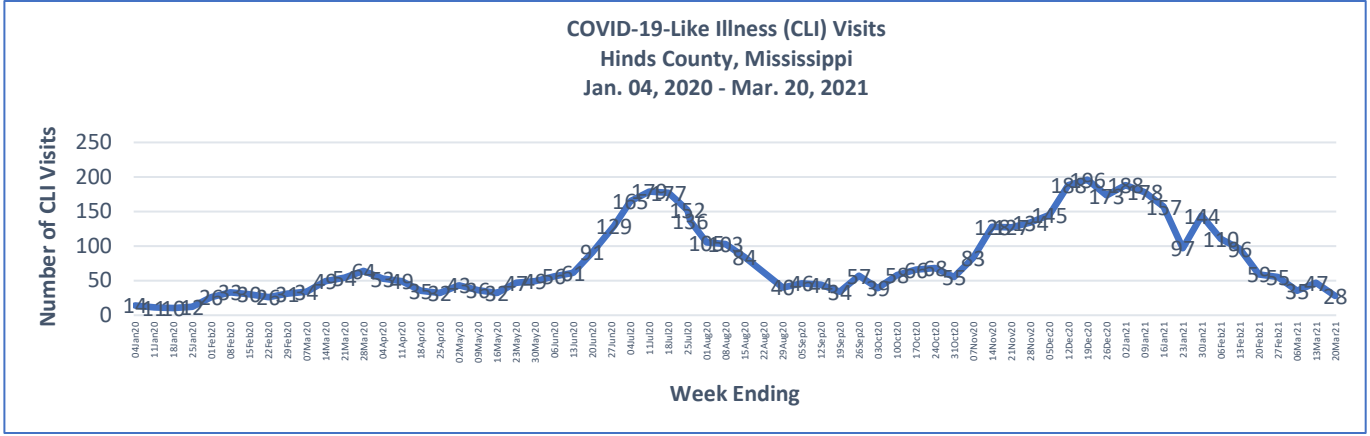
**Total Deaths**  
**400**

**Total Incidence**  
(cases per 100,000)  
**8400.6**

**\*Test Positivity Rate**  
**5.0%**  
(3/3-3/16)



3/14/2021 – 3/20/2021	
# Cases via Suspected Community Transmission	174
# Cases via Outbreaks	1
<b>Outbreak Explanation</b>	
During the week of 3/14-3/20, one (1) case/patient was associated with a pending outbreak investigation.	



\*Counties with test percent positivity <5.0% or with <20 tests in past 14 days: Green; test percent positivity 5.0%-10.0% or with <500 tests and <2000 tests/100k and >10% positivity over 14 days: Yellow; >10.0% and not meeting the criteria for "Green" or "Yellow": Red. Test positivity is rounded to the nearest tenth of a percent before classifying. Reference: [Centers for Medicare and Medicaid Services](#)

\*\*Provisional Data: Illnesses occurring during the last two weeks may not yet have been reported and/or represented.