

TUNICA COUNTY WEEKLY COVID-19 SNAPSHOT

WEEK ENDING MARCH 27, 2021



Total Cases

1019

Total Deaths

25

Total Incidence

(cases per 100,000)

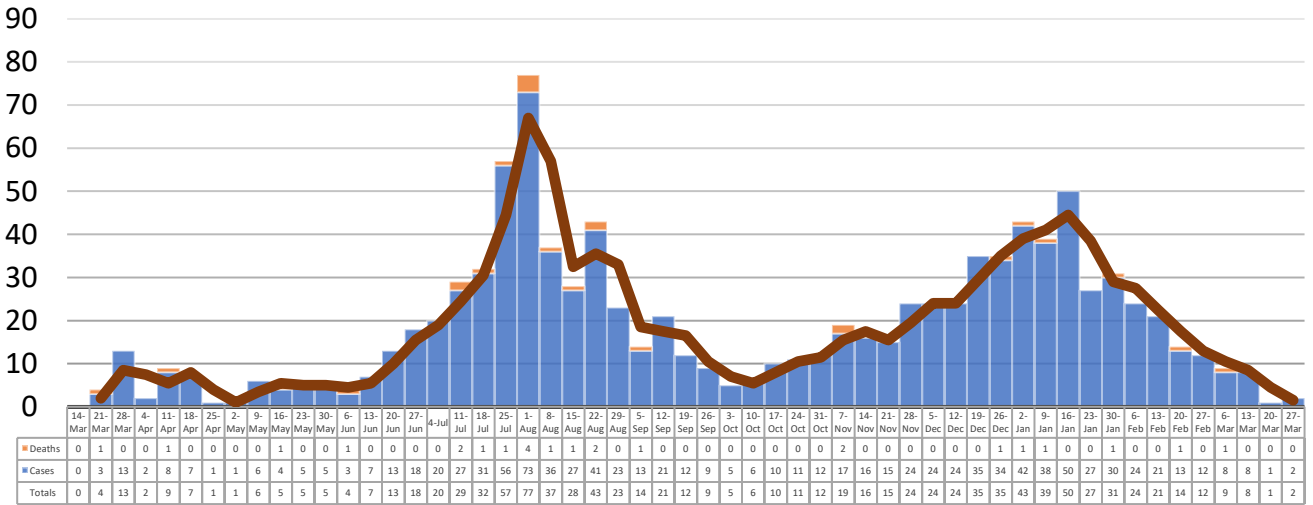
10579.3

*Test Positivity Rate

4.5%

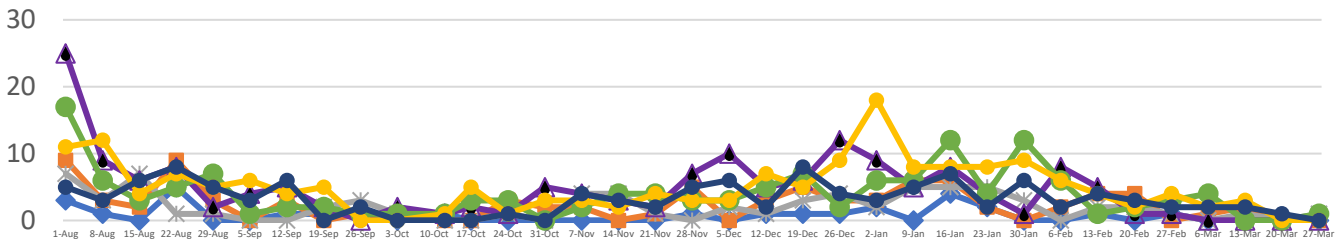
(3/10-3/23)

**Total Cases and Deaths, Through March 27, 2021



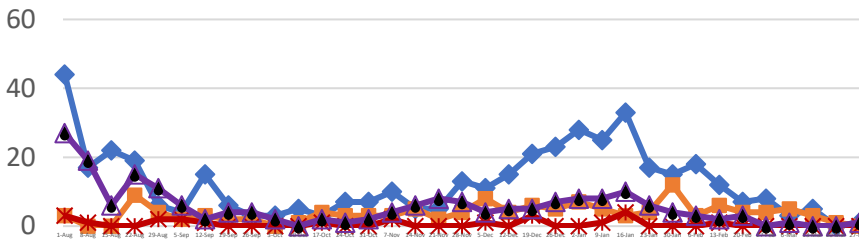
Total Cases, By Age August 2020-March 2021 (End of Week)

0-4 5-17 18-24 25-39 40-49 50-64 65+



Total Cases, By Race August 2020-March 2021 (End of Week)

Black White Other Unknown



3/21/2021 – 3/27/2021

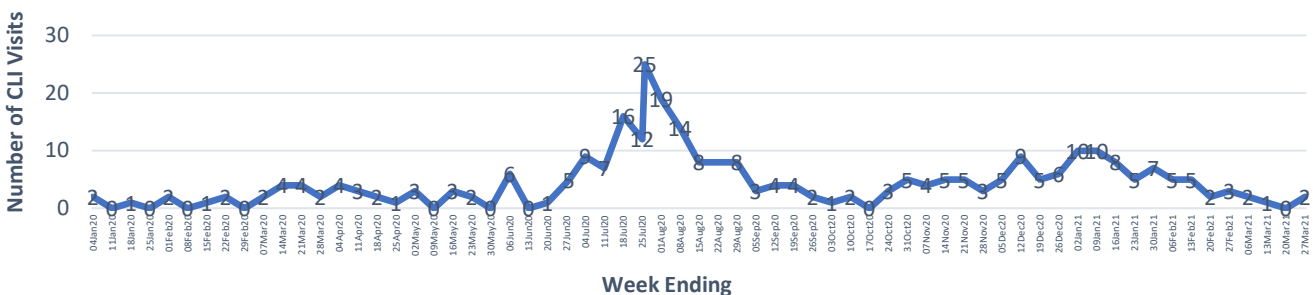
Cases via Suspected Community Transmission: 2

Cases via Outbreaks: 0

Outbreak Explanation

During the week of 3/21-3/27, there were no cases/patients associated with an outbreak.

COVID-19-Like Illness (CLI) Visits Tunica County, Mississippi Jan. 04, 2020 - Mar. 27, 2021



*Counties with test percent positivity <5.0% or with <20 tests in past 14 days: Green; test percent positivity 5.0%-10.0% or with <500 tests and <2000 tests/100k and >10% positivity over 14 days: Yellow; >10.0% and not meeting the criteria for "Green" or "Yellow": Red. Test positivity is rounded to the nearest tenth of a percent before classifying. Reference: [Centers for Medicare and Medicaid Services](https://www.cms.gov/medicare/medicaid-support/eligibility/eligibility-requirements)

**Provisional Data: Illnesses occurring during the last two weeks may not yet have been reported and/or represented.