

BOLIVAR COUNTY WEEKLY COVID-19 SNAPSHOT

WEEK ENDING APRIL 3, 2021



Total Cases

4765

Total Deaths

128

Total Incidence

(cases per 100,000)

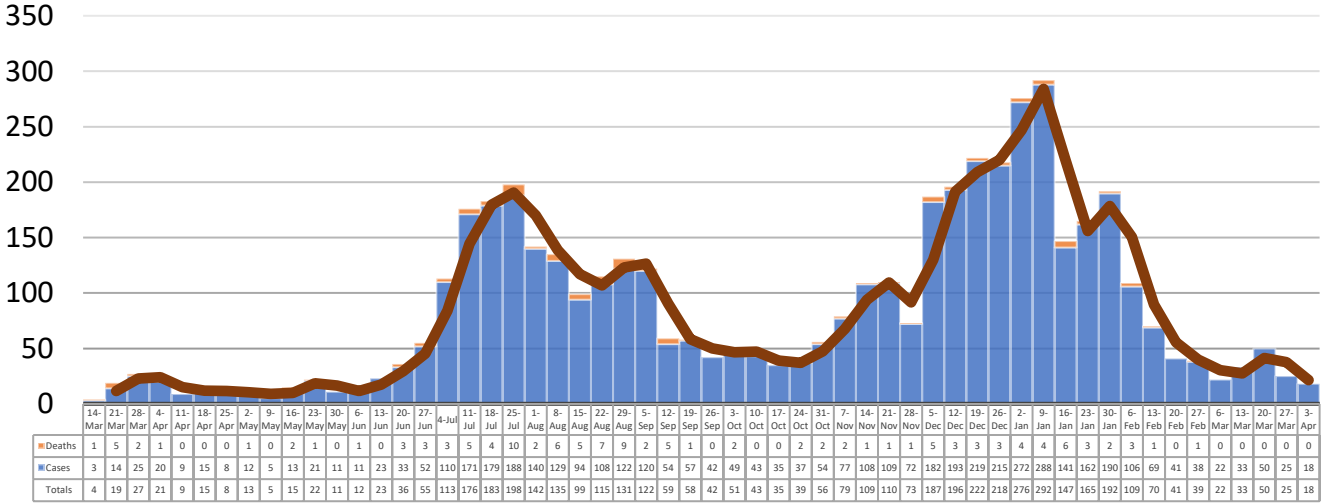
15557.7

*Test Positivity Rate

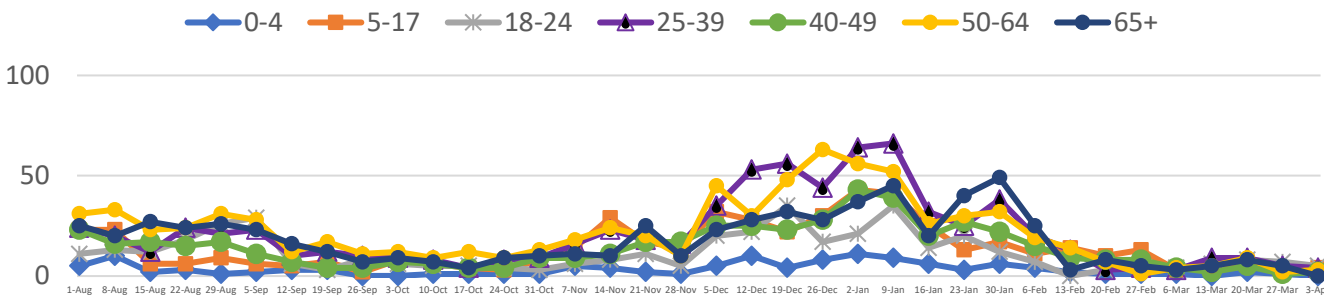
4.3%

(3/17-3/30)

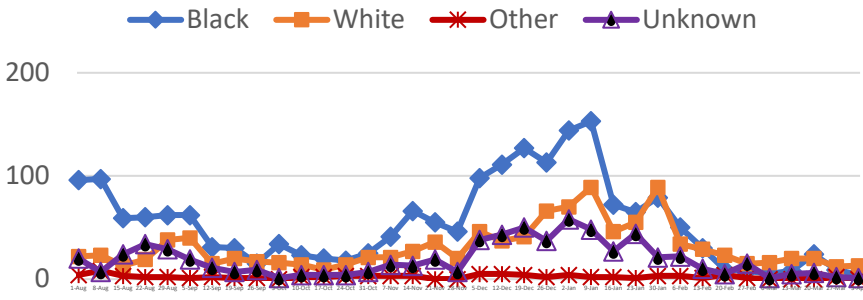
**Total Cases and Deaths, Through April 3, 2021



Total Cases, By Age
August 2020-April 2021 (End of Week)



Total Cases, By Race
August 2020-April 2021 (End of Week)



3/28/2021 – 4/3/2021

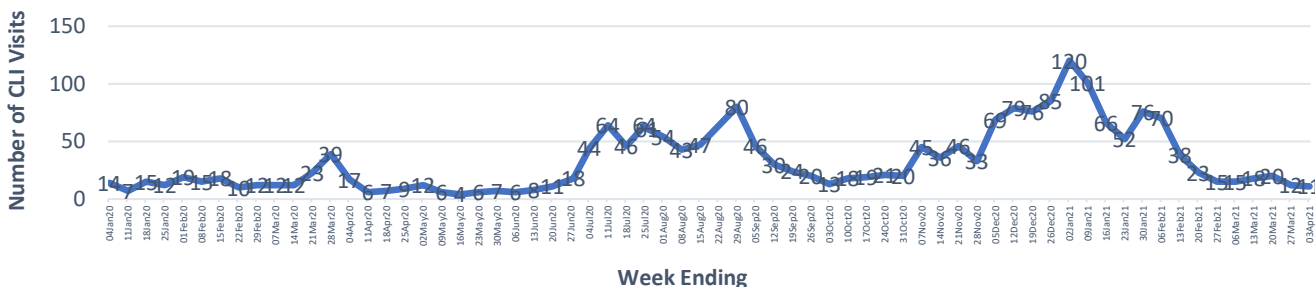
Cases via Suspected Community Transmission: 17

Cases via Outbreaks: 1

Outbreak Explanation

During the week of 3/28-4/3, one (1) case/patient was associated with a pending outbreak investigation.

COVID-19-Like Illness (CLI) Visits
Bolivar County, Mississippi
Jan. 04, 2020 - Apr. 03, 2021



*Counties with test percent positivity <5.0% or with <20 tests in past 14 days: Green; test percent positivity 5.0%-10.0% or with <500 tests and <2000 tests/100k and >10% positivity over 14 days: Yellow; >10.0% and not meeting the criteria for "Green" or "Yellow": Red. Test positivity is rounded to the nearest tenth of a percent before classifying. Reference: [Centers for Medicare and Medicaid Services](https://www.cms.gov/medicare/coverage/eligibility/eligibilityguidance)

**Provisional Data: Illnesses occurring during the last two weeks may not yet have been reported and/or represented.