

# CLAIBORNE COUNTY WEEKLY COVID-19 SNAPSHOT

WEEK ENDING APRIL 3, 2021



Total Cases

1012

Total Deaths

30

Total Incidence

(cases per 100,000)

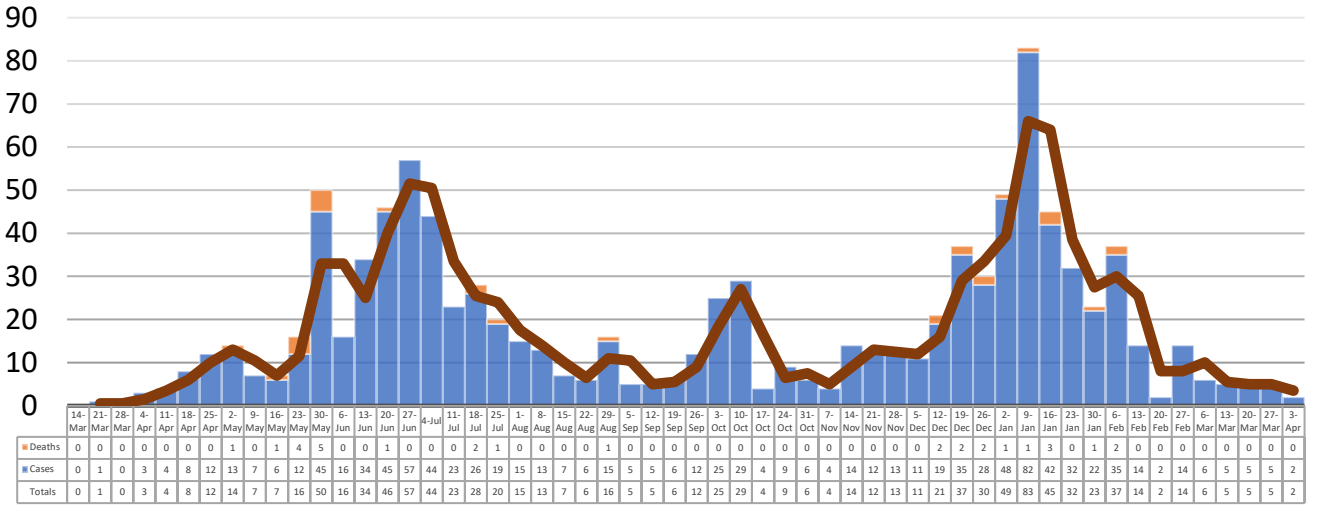
11259.5

\*Test Positivity Rate

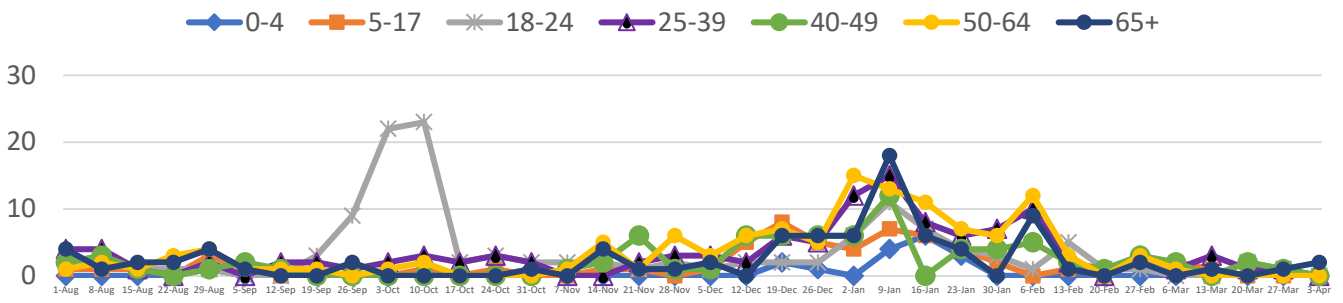
9.3%

(3/17-3/30)

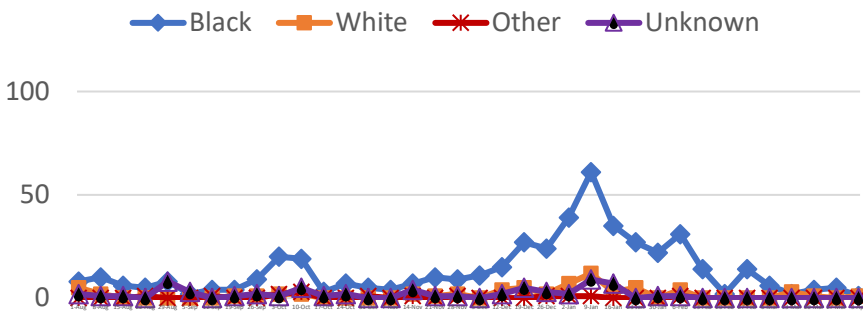
## \*\*Total Cases and Deaths, Through April 3, 2021



## Total Cases, By Age August 2020-April 2021 (End of Week)



## Total Cases, By Race August 2020-April 2021 (End of Week)



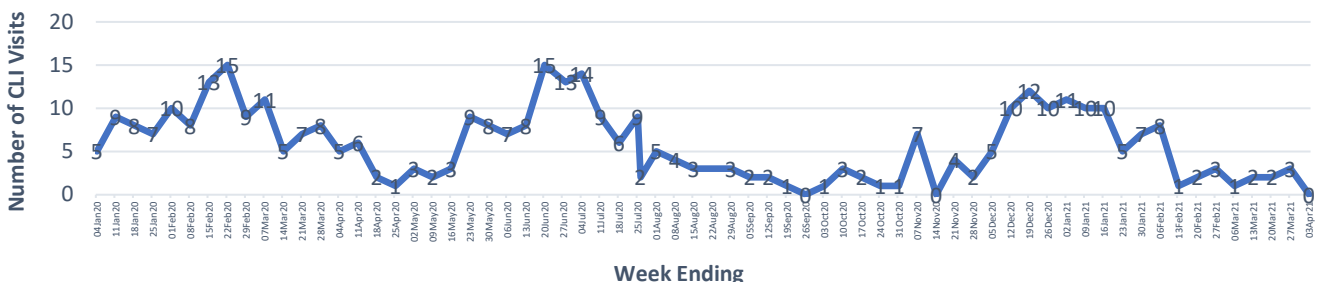
### 3/28/2021 – 4/3/2021

# Cases via Suspected Community Transmission	2
# Cases via Outbreaks	0

#### Outbreak Explanation

During the week of 3/28-4/3, there were no cases/patients associated with an outbreak.

## COVID-19-Like Illness (CLI) Visits Claiborne County, Mississippi Jan. 04, 2020 - Apr. 03, 2021



\*Counties with test percent positivity <5.0% or with <20 tests in past 14 days: Green; test percent positivity 5.0%-10.0% or with <500 tests and <2000 tests/100k and >10% positivity over 14 days: Yellow; >10.0% and not meeting the criteria for "Green" or "Yellow": Red. Test positivity is rounded to the nearest tenth of a percent before classifying. Reference: [Centers for Medicare and Medicaid Services](https://www.cms.gov/medicare/medicaid-coverage/medicaid-coverage)

\*\*Provisional Data: Illnesses occurring during the last two weeks may not yet have been reported and/or represented.