

DESOTO COUNTY WEEKLY COVID-19 SNAPSHOT

WEEK ENDING APRIL 3, 2021



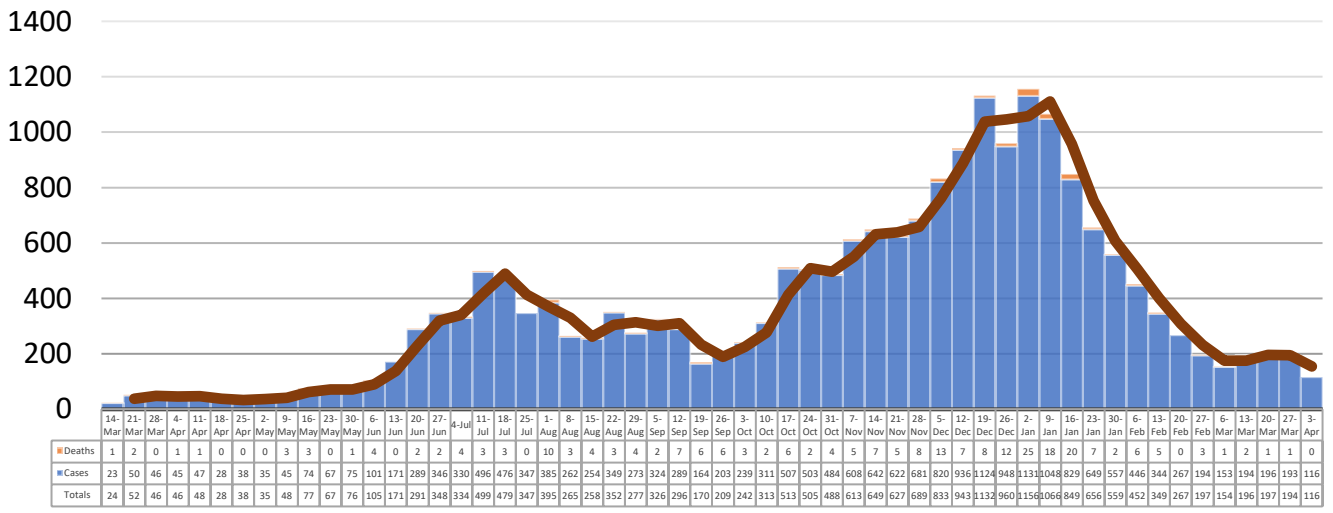
Total Cases
20,628

Total Deaths
248

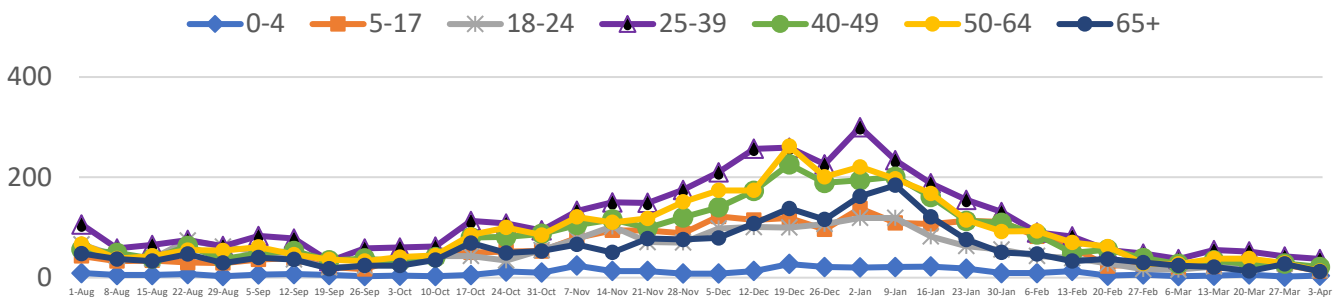
Total Incidence
(cases per 100,000)
11153.6

***Test Positivity Rate**
4.0%
(3/17-3/30)

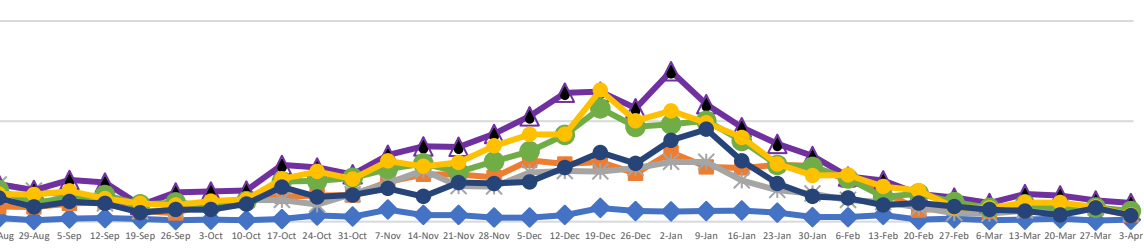
**Total Cases and Deaths, Through April 3, 2021



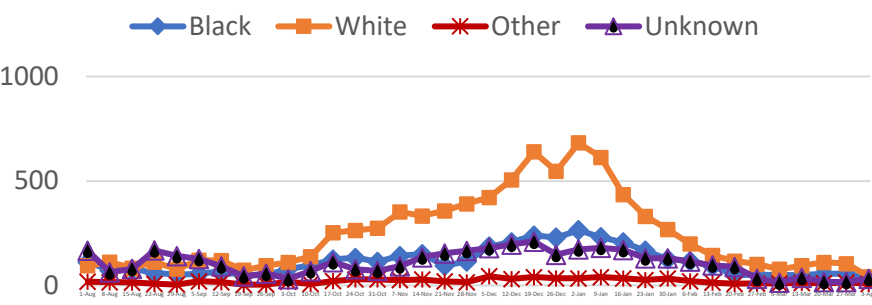
Total Cases, By Age August 2020-April 2021 (End of Week)



Legend: 0-4 (blue diamond), 5-17 (orange square), 18-24 (grey asterisk), 25-39 (purple triangle), 40-49 (green circle), 50-64 (yellow diamond), 65+ (dark blue circle)



Total Cases, By Race August 2020-April 2021 (End of Week)



Legend: Black (blue diamond), White (orange square), Other (red asterisk), Unknown (purple triangle)

3/28/2021 – 4/3/2021

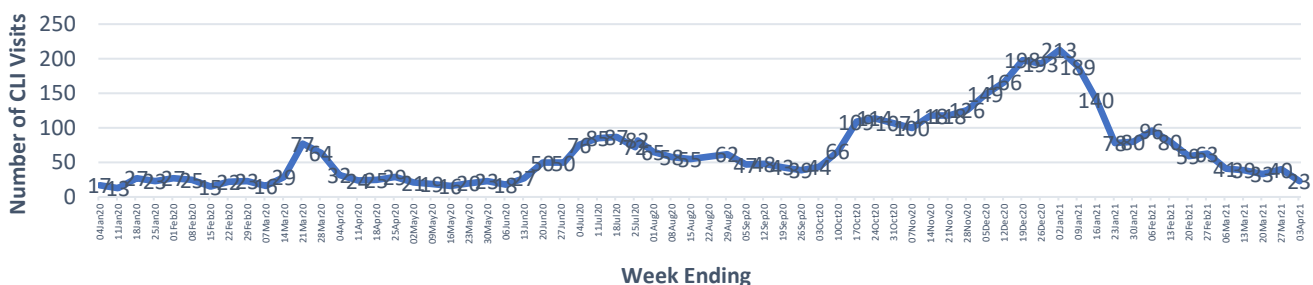
# Cases via Suspected Community Transmission	115
--	-----

# Cases via Outbreaks	1
-----------------------	---

Outbreak Explanation

During the week of 3/28-4/3, one (1) case/patient was associated with a pending outbreak investigation.

COVID-19-Like Illness (CLI) Visits Desoto County, Mississippi Jan. 04, 2020 - Apr. 03, 2021



*Counties with test percent positivity <5.0% or with <20 tests in past 14 days: Green; test percent positivity 5.0%-10.0% or with <500 tests and <2000 tests/100k and >10% positivity over 14 days: Yellow; >10.0% and not meeting the criteria for "Green" or "Yellow": Red. Test positivity is rounded to the nearest tenth of a percent before classifying. Reference: [Centers for Medicare and Medicaid Services](https://www.dhs.gov/medicaid-testing)

**Provisional Data: Illnesses occurring during the last two weeks may not yet have been reported and/or represented.