

JASPER COUNTY WEEKLY COVID-19 SNAPSHOT



WEEK ENDING APRIL 3, 2021

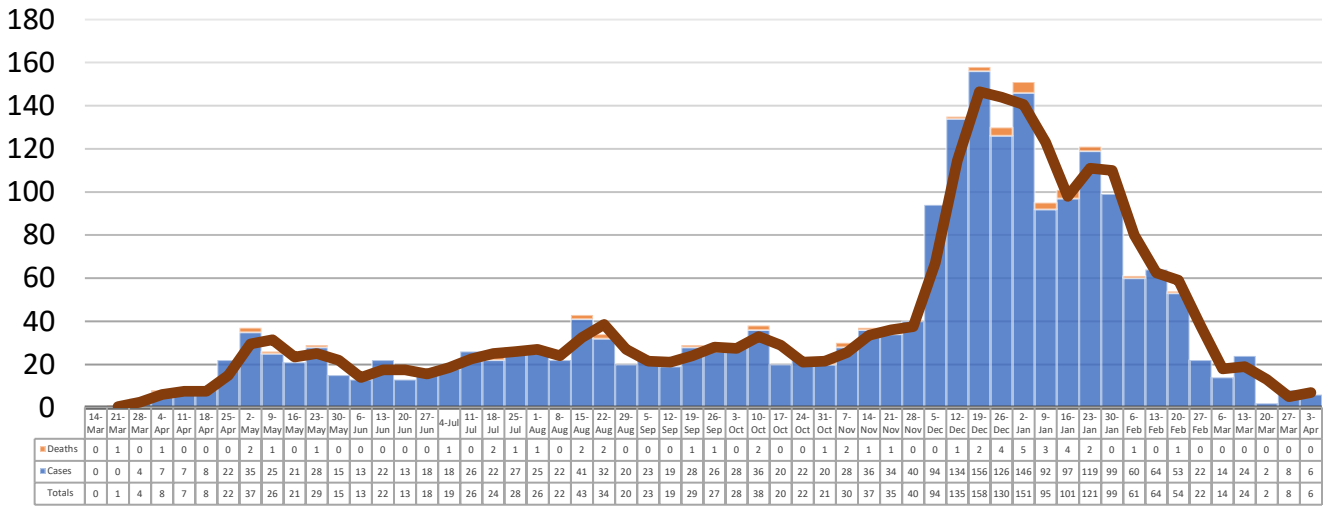
Total Cases
2195

Total Deaths
47

Total Incidence
(cases per 100,000)
13398.0

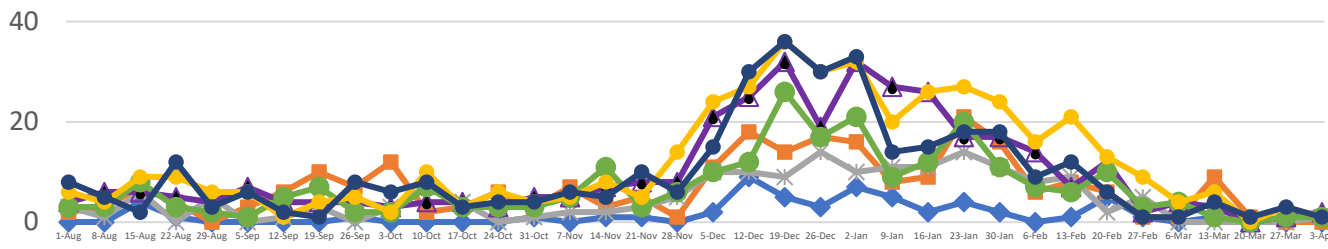
***Test Positivity Rate**
9.7%
(3/17-3/30)

****Total Cases and Deaths, Through April 3, 2021**



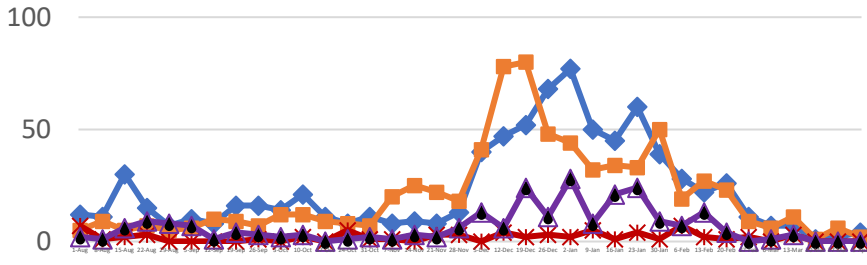
Total Cases, By Age
August 2020-April 2021 (End of Week)

0-4 5-17 18-24 25-39 40-49 50-64 65+



Total Cases, By Race
August 2020-April 2021 (End of Week)

Black White Other Unknown



3/28/2021 – 4/3/2021

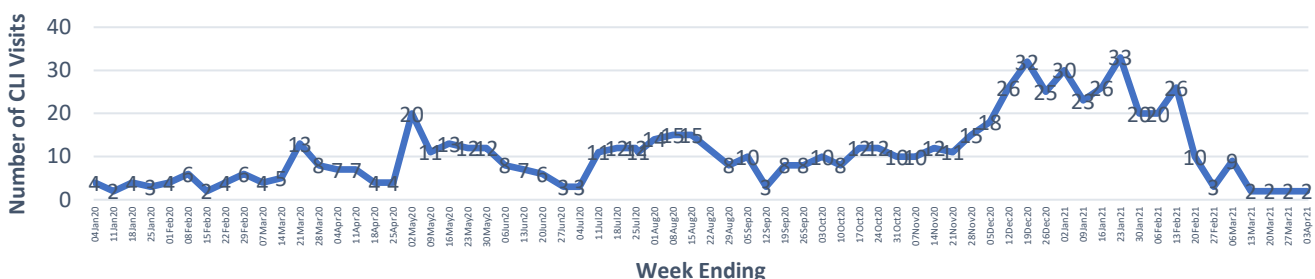
# Cases via Suspected Community Transmission	4
--	---

# Cases via Outbreaks	2
-----------------------	---

Outbreak Explanation

During the week of 3/28-4/3, one (1) case/patient was associated with an outbreak in a Long-Term Care Facility (LTCF); one (1) case was associated with a pending outbreak investigation.

COVID-19-Like Illness (CLI) Visits
Jasper County, Mississippi
Jan. 04, 2020 - Apr. 03, 2021



*Counties with test percent positivity <5.0% or with <20 tests in past 14 days: Green; test percent positivity 5.0%-10.0% or with <500 tests and <2000 tests/100k and >10% positivity over 14 days: Yellow; >10.0% and not meeting the criteria for "Green" or "Yellow": Red. Test positivity is rounded to the nearest tenth of a percent before classifying. Reference: [Centers for Medicare and Medicaid Services](https://www.cms.gov/medicare/medicaid-support/eligibility/eligibility-requirements)

**Provisional Data: Illnesses occurring during the last two weeks may not yet have been reported and/or represented.