

MADISON COUNTY WEEKLY COVID-19 SNAPSHOT

WEEK ENDING APRIL 3, 2021



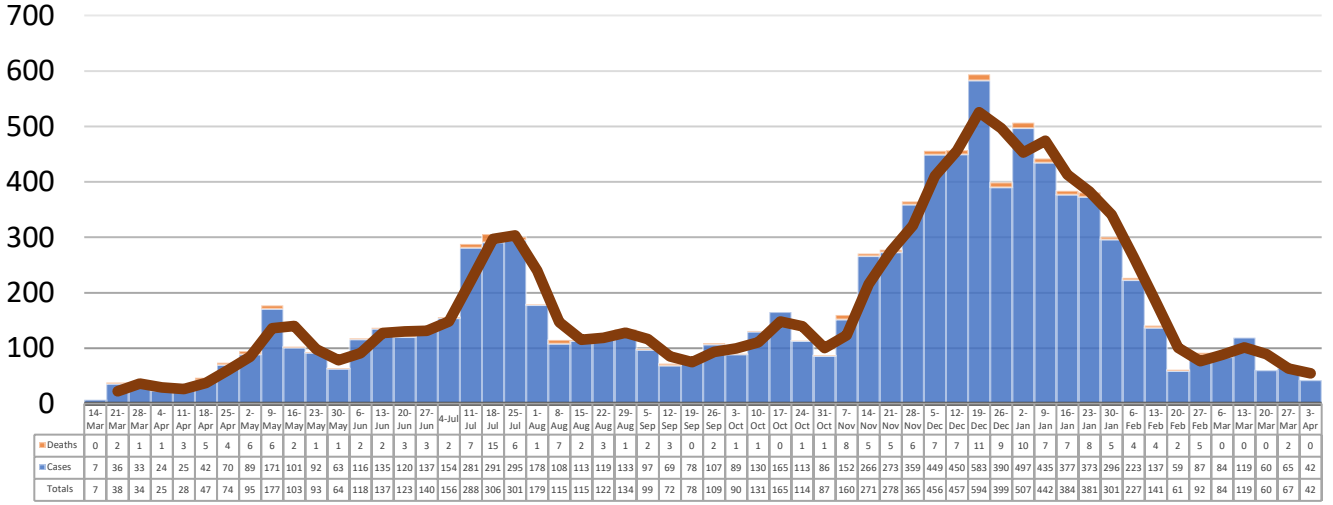
Total Cases
9855

Total Deaths
209

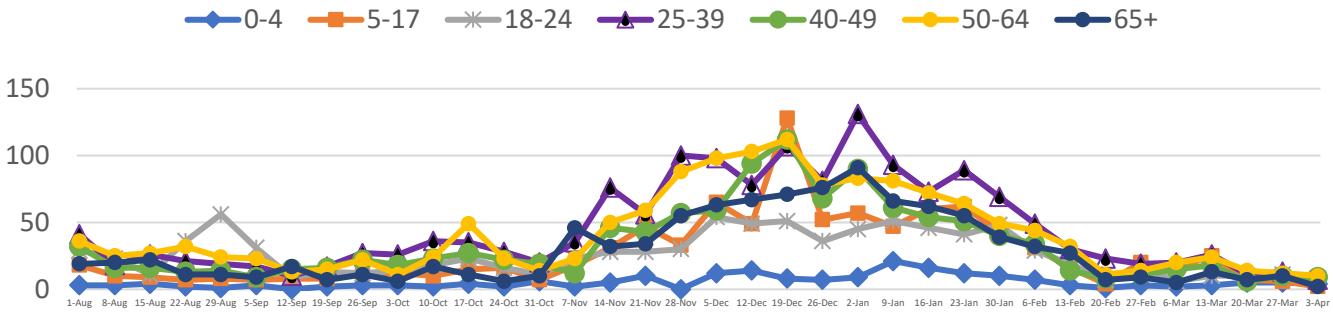
Total Incidence
(cases per 100,000)
9273.4

***Test Positivity Rate**
4.5%
(3/17-3/30)

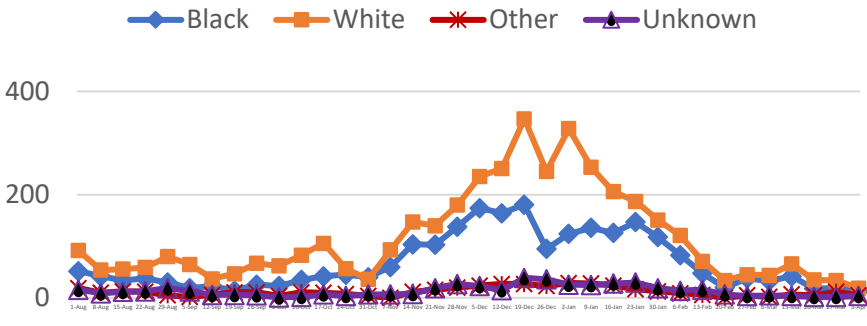
****Total Cases and Deaths, Through April 3, 2021**



Total Cases, By Age
August 2020-April 2021 (End of Week)

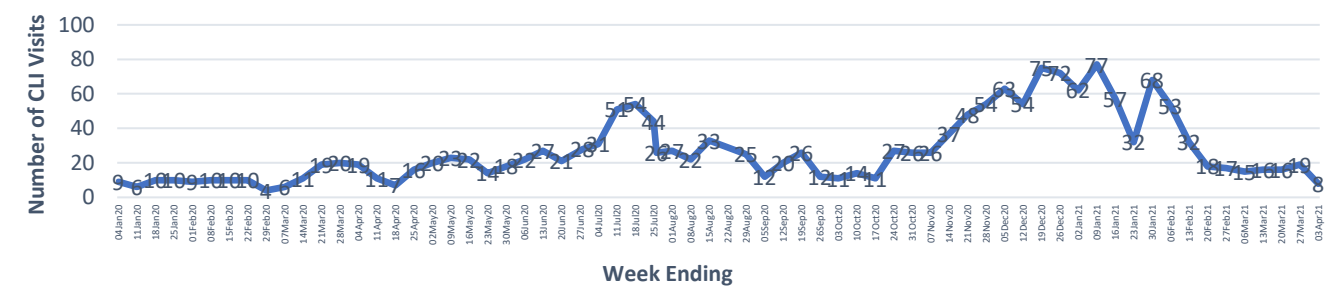


Total Cases, By Race
August 2020-April 2021 (End of Week)



| 3/28/2021 – 4/3/2021 | |
|----------------------------------------------------------------------------------------|----|
| # Cases via Suspected Community Transmission | 42 |
| # Cases via Outbreaks | 0 |
| Outbreak Explanation | |
| During the week of 3/28-4/3, there were no cases/patients associated with an outbreak. | |

COVID-19-Like Illness (CLI) Visits
Madison County, Mississippi
Jan. 04, 2020 - Apr. 03, 2021



*Counties with test percent positivity <5.0% or with <20 tests in past 14 days: Green; test percent positivity 5.0%-10.0% or with <500 tests and <2000 tests/100k and >10% positivity over 14 days: Yellow; >10.0% and not meeting the criteria for "Green" or "Yellow": Red. Test positivity is rounded to the nearest tenth of a percent before classifying. Reference: [Centers for Medicare and Medicaid Services](#)

**Provisional Data: Illnesses occurring during the last two weeks may not yet have been reported and/or represented.