

# MONTGOMERY COUNTY WEEKLY COVID-19 SNAPSHOT

WEEK ENDING APRIL 3, 2021



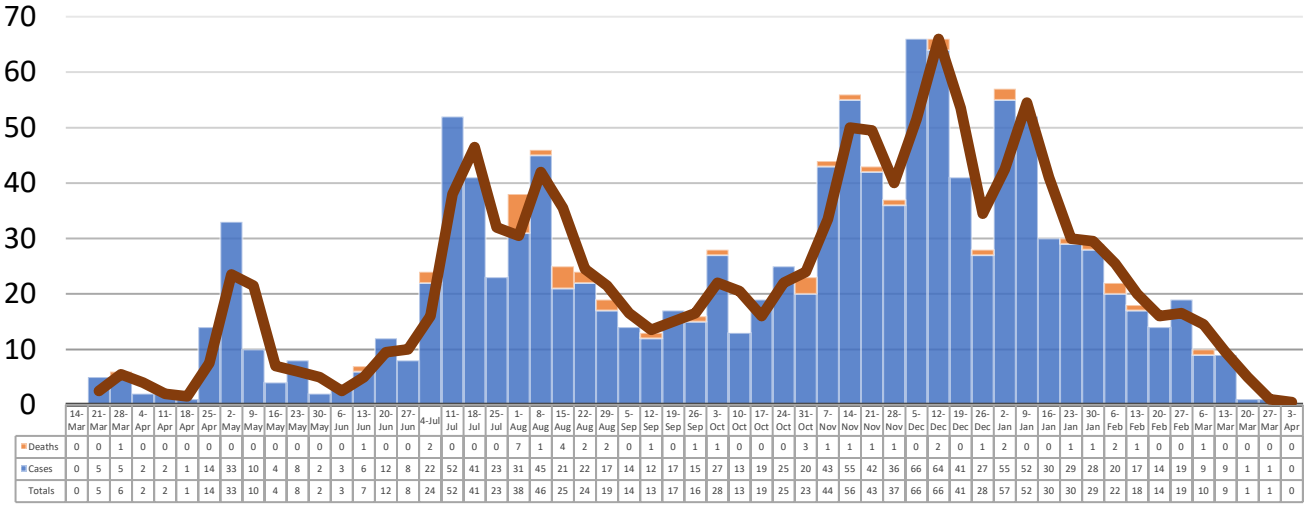
**Total Cases**  
**1250**

**Total Deaths**  
**41**

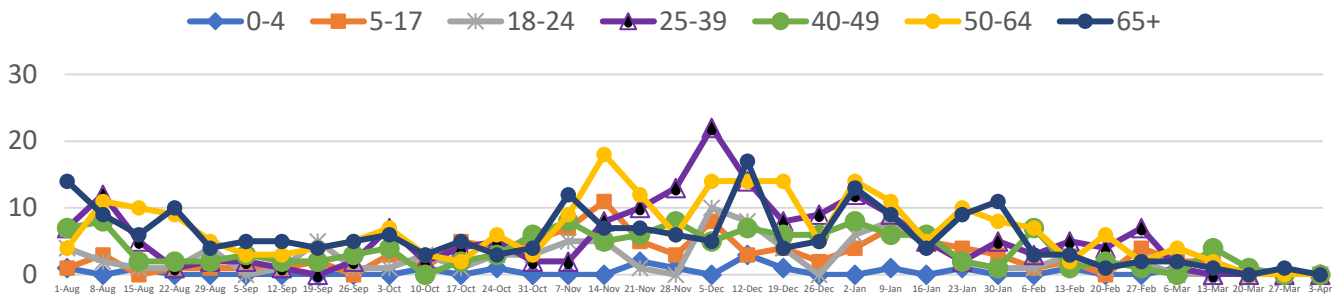
**Total Incidence**  
(cases per 100,000)  
**12787.7**

**\*Test Positivity Rate**  
**3.0%**  
(3/17-3/30)

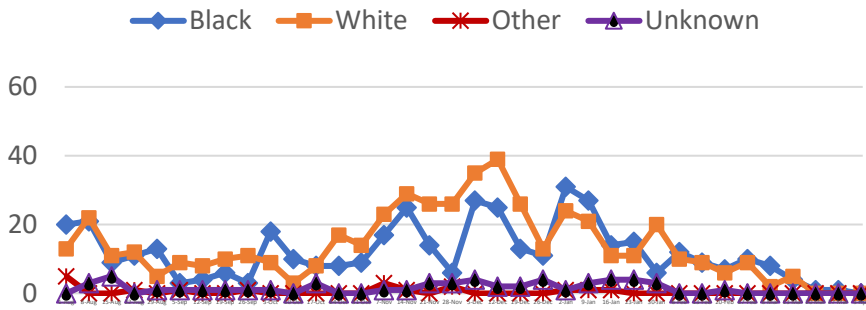
## \*\*Total Cases and Deaths, Through April 3, 2021



## Total Cases, By Age August 2020-April 2021 (End of Week)



## Total Cases, By Race August 2020-April 2021 (End of Week)



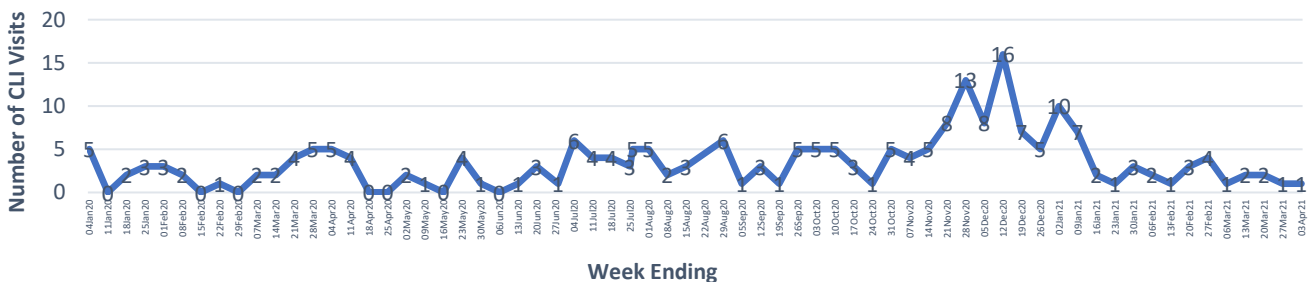
### 3/28/2021 – 4/3/2021

# Cases via Suspected Community Transmission	0
# Cases via Outbreaks	0

#### Outbreak Explanation

During the week of 3/28-4/3, there were no cases/patients associated with an outbreak.

## COVID-19-Like Illness (CLI) Visits Montgomery County, Mississippi Jan. 04, 2020 - Apr. 03, 2021



\*Counties with test percent positivity <5.0% or with <20 tests in past 14 days: Green; test percent positivity 5.0%-10.0% or with <500 tests and <2000 tests/100k and >10% positivity over 14 days: Yellow; >10.0% and not meeting the criteria for “Green” or “Yellow”: Red. Test positivity is rounded to the nearest tenth of a percent before classifying. Reference: [Centers for Medicare and Medicaid Services](#)

\*\*Provisional Data: Illnesses occurring during the last two weeks may not yet have been reported and/or represented.