

SHARKEY COUNTY WEEKLY COVID-19 SNAPSHOT



WEEK ENDING APRIL 3, 2021

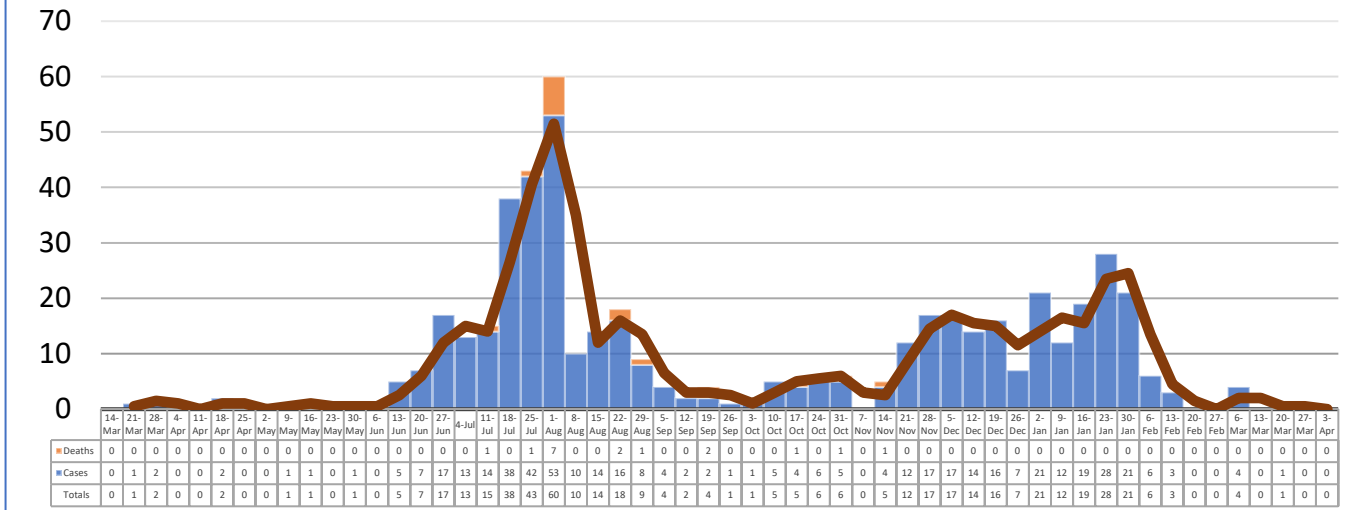
Total Cases
494

Total Deaths
17

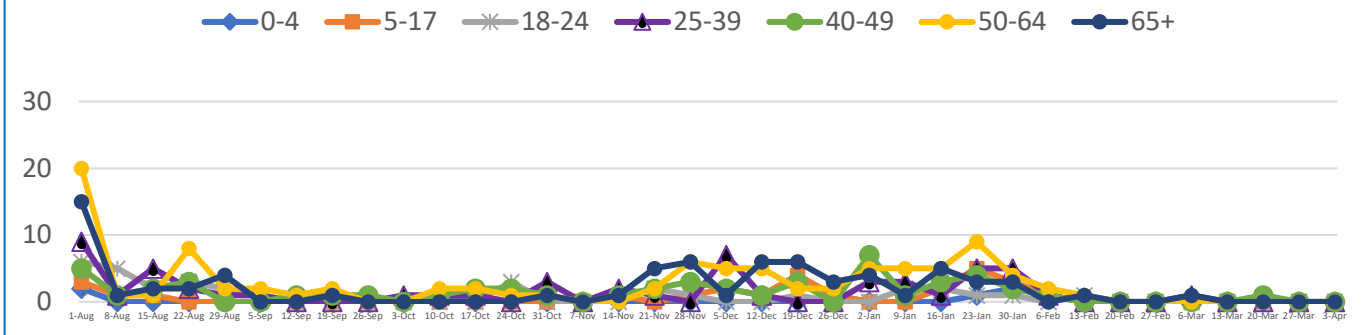
Total Incidence
(cases per 100,000)
11432.5

***Test Positivity Rate**
NA%
(3/17-3/30)

****Total Cases and Deaths, Through April 3, 2021**

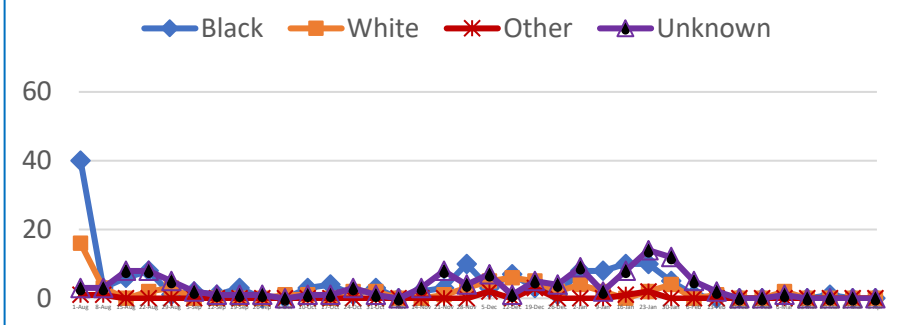


Total Cases, By Age
August 2020-April 2021 (End of Week)



0-4 5-17 18-24 25-39 40-49 50-64 65+

Total Cases, By Race
August 2020-April 2021 (End of Week)



Black White Other Unknown

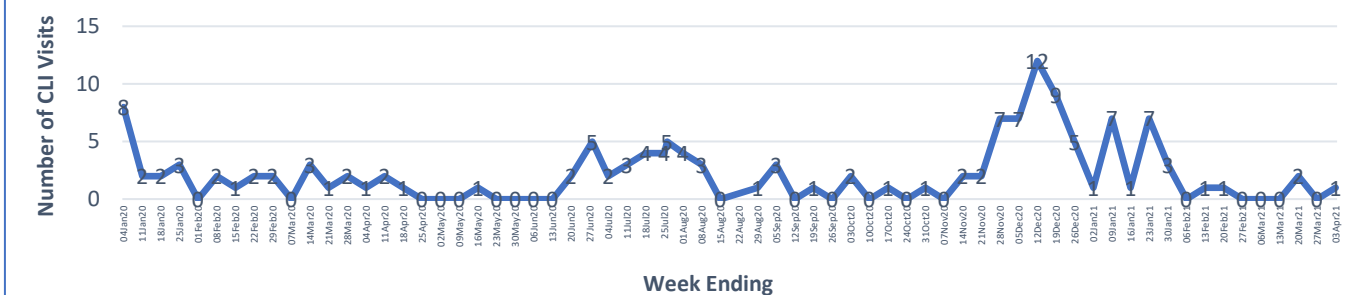
3/28/2021 – 4/3/2021

# Cases via Suspected Community Transmission	0
# Cases via Outbreaks	0

Outbreak Explanation

During the week of 3/28-4/3, there were no cases/patients associated with an outbreak.

COVID-19-Like Illness (CLI) Visits
Sharkey County, Mississippi
Jan. 04, 2020 - Apr. 03, 2021



*Counties with test percent positivity <5.0% or with <20 tests in past 14 days: Green; test percent positivity 5.0%-10.0% or with <500 tests and <2000 tests/100k and >10% positivity over 14 days: Yellow; >10.0% and not meeting the criteria for "Green" or "Yellow": Red. Test positivity is rounded to the nearest tenth of a percent before classifying. Reference: [Centers for Medicare and Medicaid Services](https://www.cdc.gov/media/releases/2020/s1119-covid-test-positivity.html)

**Provisional Data: Illnesses occurring during the last two weeks may not yet have been reported and/or represented.