

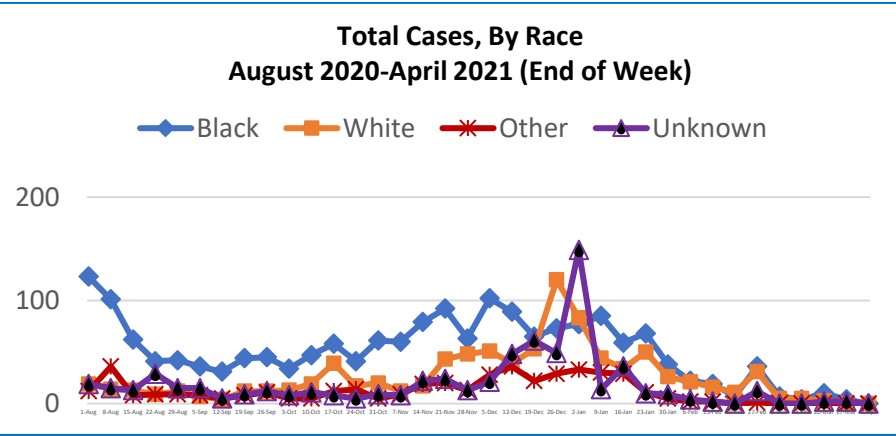
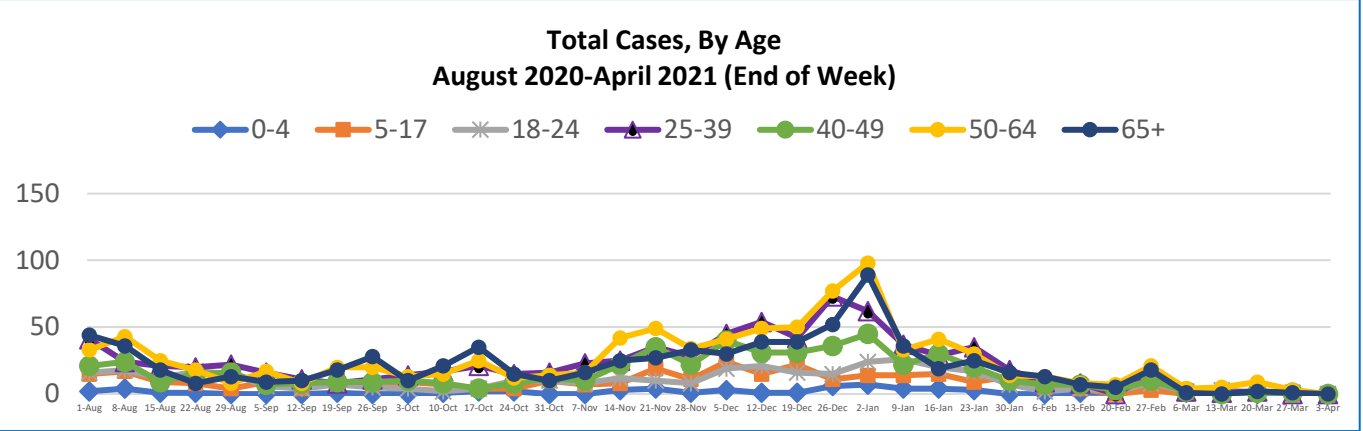
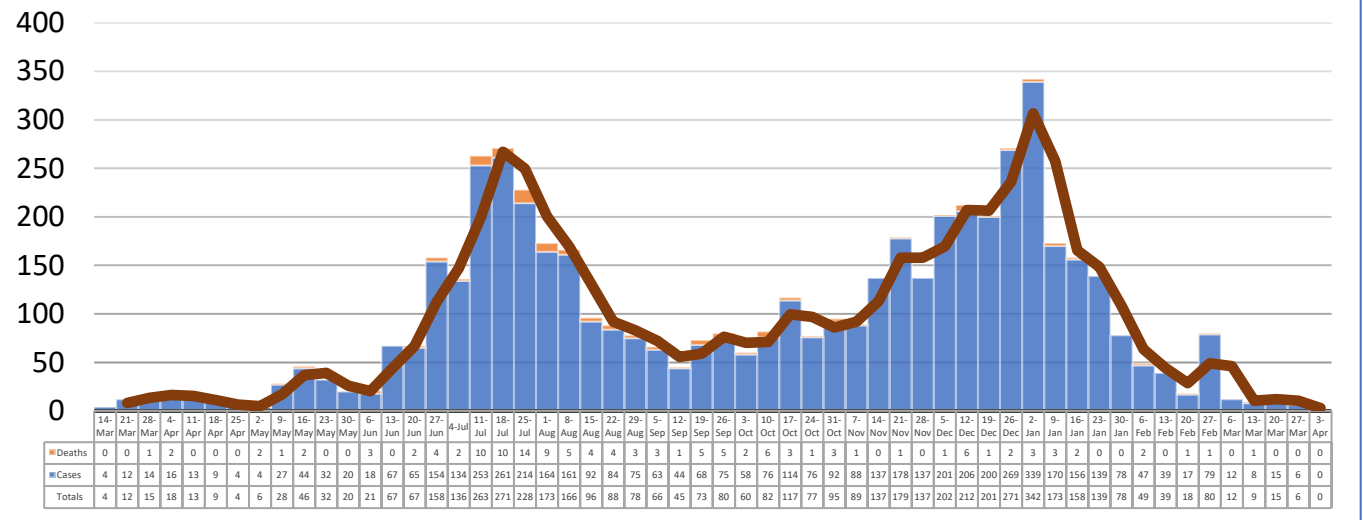
# WASHINGTON COUNTY WEEKLY COVID-19 SNAPSHOT

WEEK ENDING APRIL 3, 2021

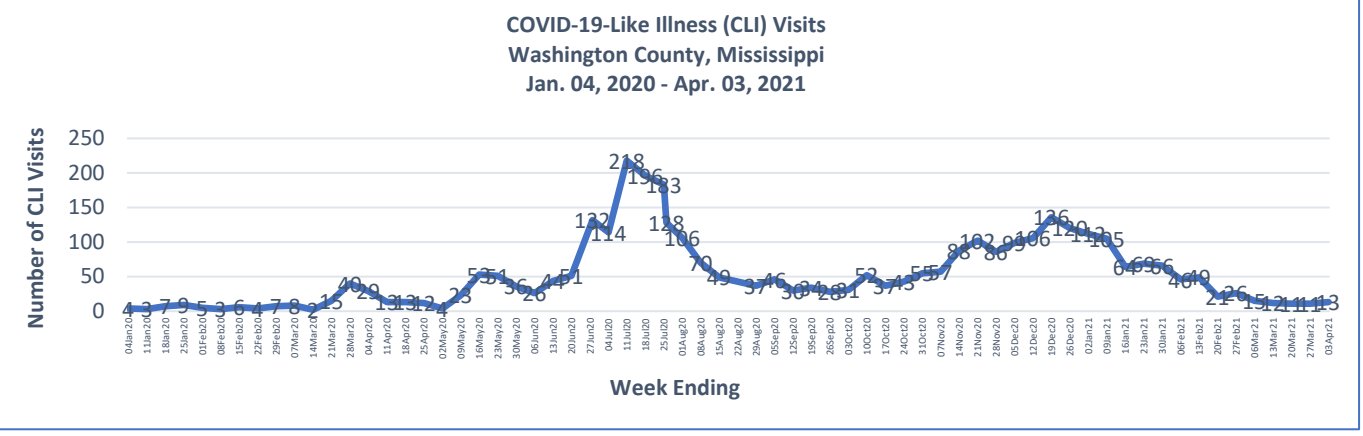


<b>Total Cases</b> <span style="font-size: 2em;">5264</span>	<b>Total Deaths</b> <span style="font-size: 2em;">132</span>	<b>Total Incidence</b> <small>(cases per 100,000)</small> <span style="font-size: 2em;">11988.4</span>	<b>*Test Positivity Rate</b> <span style="font-size: 2em; color: white;">0.0%</span> <small>(3/17-3/30)</small>
---	---	--	---

**\*\*Total Cases and Deaths, Through April 3, 2021**



3/28/2021 – 4/3/2021	
# Cases via Suspected Community Transmission	0
# Cases via Outbreaks	0
Outbreak Explanation	
During the week of 3/28-4/3, there were no cases/patients associated with an outbreak.	



\*Counties with test percent positivity <5.0% or with <20 tests in past 14 days: Green; test percent positivity 5.0%-10.0% or with <500 tests and <2000 tests/100k and >10% positivity over 14 days: Yellow; >10.0% and not meeting the criteria for "Green" or "Yellow": Red. Test positivity is rounded to the nearest tenth of a percent before classifying. Reference: [Centers for Medicare and Medicaid Services](#)

\*\*Provisional Data: Illnesses occurring during the last two weeks may not yet have been reported and/or represented.