

# HOLMES COUNTY WEEKLY COVID-19 SNAPSHOT

WEEK ENDING APRIL 10, 2021



Total Cases

1864

Total Deaths

71

Total Incidence

(cases per 100,000)

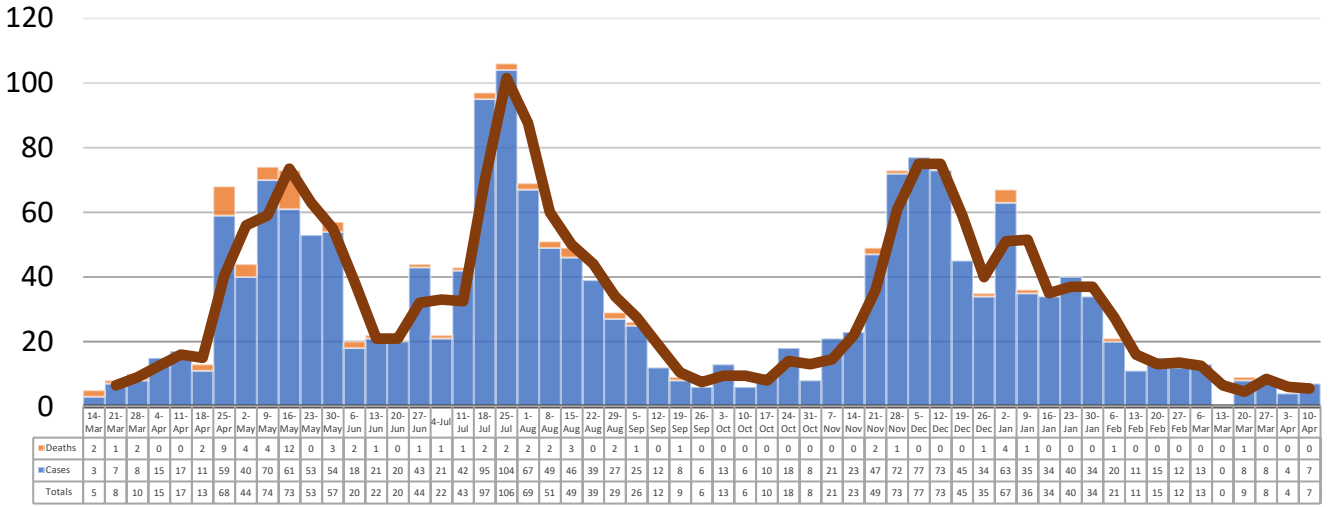
10958.3

\*Test Positivity Rate

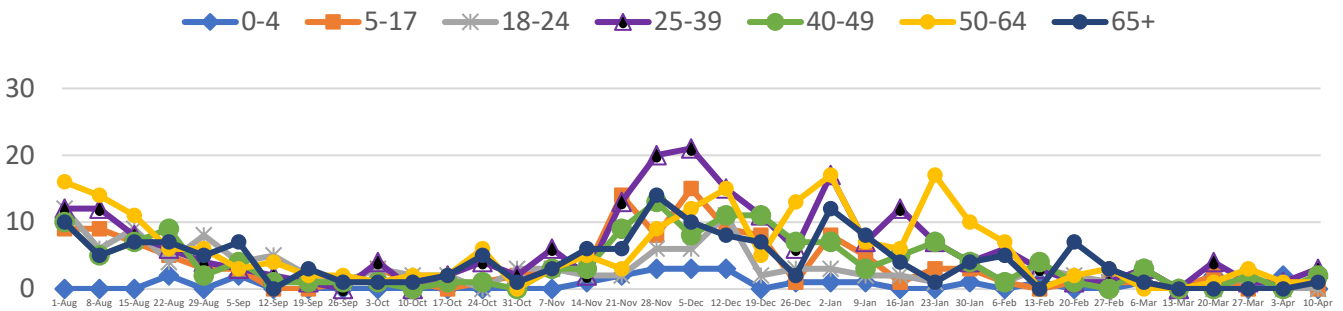
1.1%

(3/24-4/6)

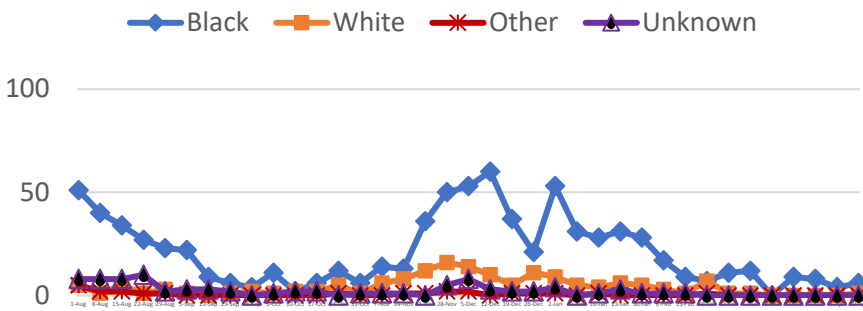
\*\*Total Cases and Deaths, Through April 10, 2021



Total Cases, By Age  
August 2020-April 2021 (End of Week)



Total Cases, By Race  
August 2020-April 2021 (End of Week)



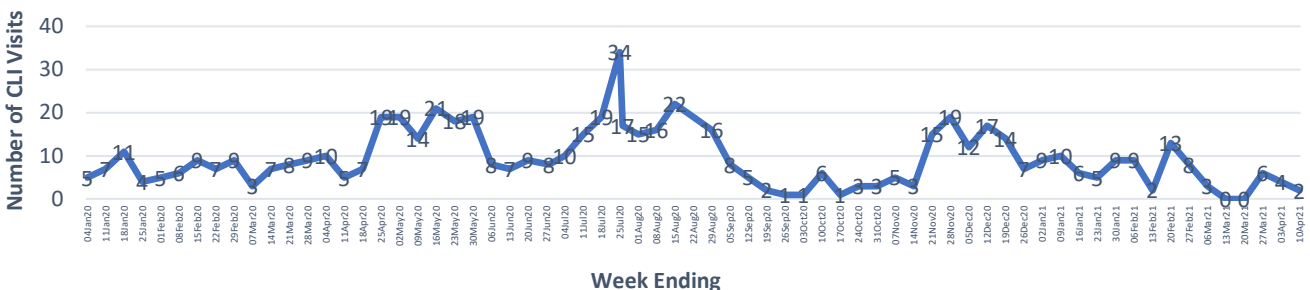
4/4/2021 – 4/10/2021

|  |   |
|--|---|
| # Cases via Suspected Community Transmission | 7 |
| # Cases via Outbreaks                        | 0 |

**Outbreak Explanation**

During the week of 4/4-4/10, there were no cases/patients associated with an outbreak.

COVID-19-Like Illness (CLI) Visits  
Holmes County, Mississippi  
Jan. 04, 2020 - Apr. 10, 2021



\*Counties with test percent positivity <5.0% or with <20 tests in past 14 days: Green; test percent positivity 5.0%-10.0% or with <500 tests and <2000 tests/100k and >10% positivity over 14 days: Yellow; >10.0% and not meeting the criteria for "Green" or "Yellow": Red. Test positivity is rounded to the nearest tenth of a percent before classifying. Reference: [Centers for Medicare and Medicaid Services](#)

\*\*Provisional Data: Illnesses occurring during the last two weeks may not yet have been reported and/or represented.