

# SCOTT COUNTY WEEKLY COVID-19 SNAPSHOT

WEEK ENDING APRIL 10, 2021



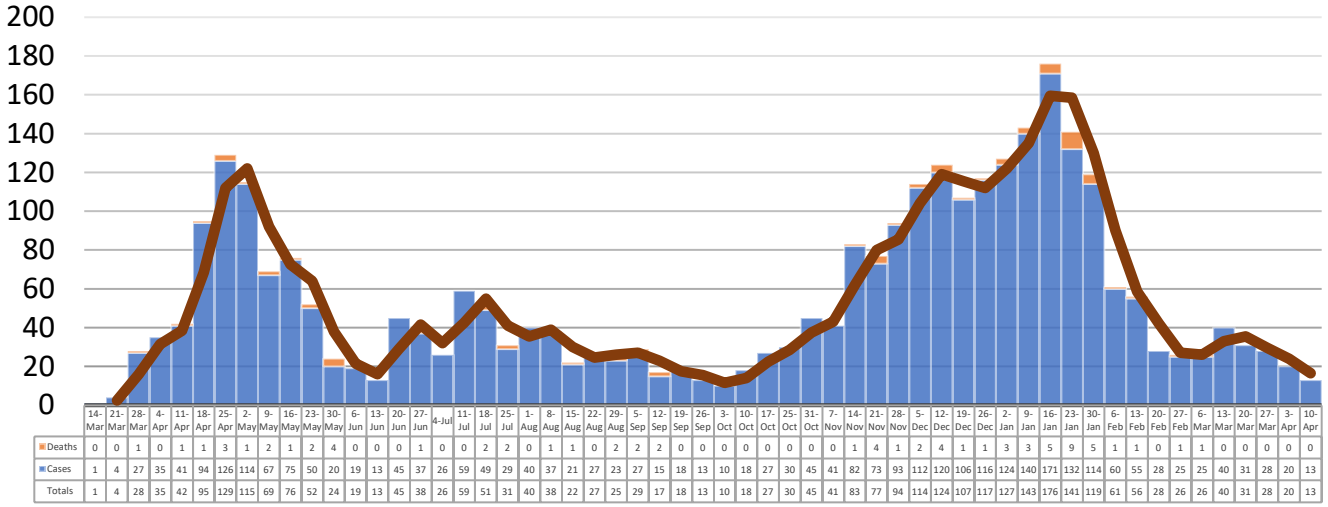
**Total Cases**  
**3105**

**Total Deaths**  
**72**

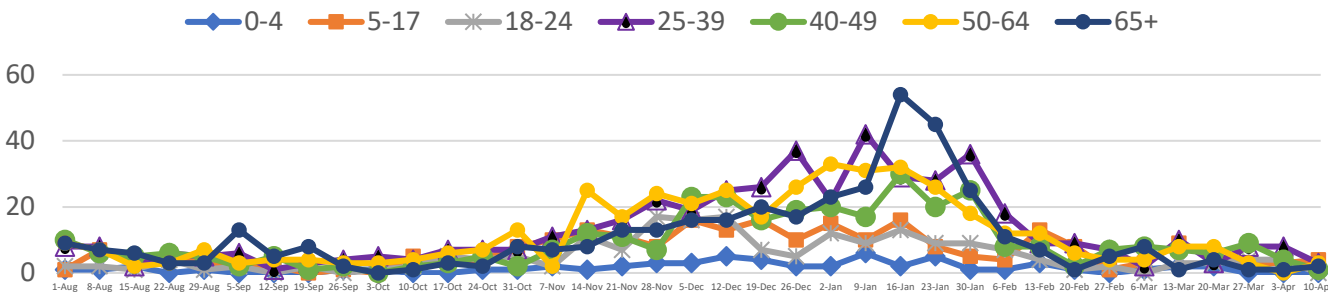
**Total Incidence**  
(cases per 100,000)  
**11040.4**

**\*Test Positivity Rate**  
**6.8%**  
(3/24-4/6)

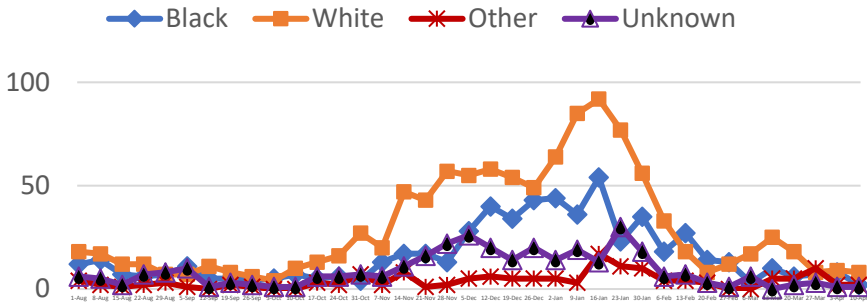
## \*\*Total Cases and Deaths, Through April 10 2021



## Total Cases, By Age August 2020-April 2021 (End of Week)

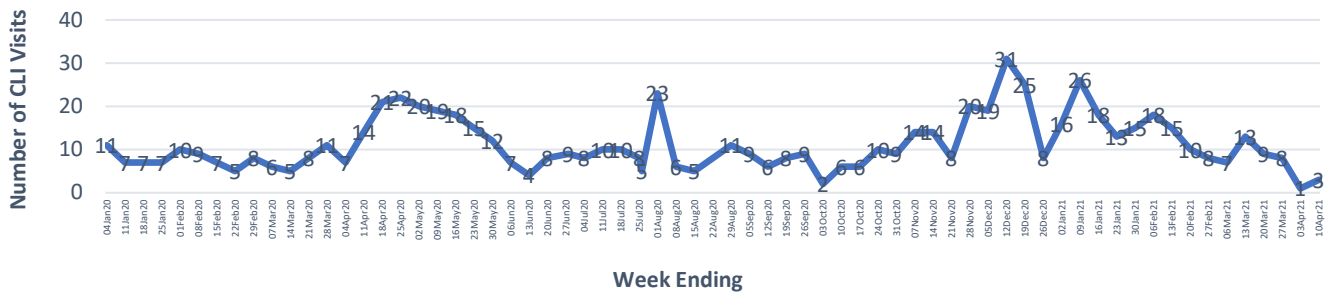


## Total Cases, By Race August 2020-April 2021 (End of Week)



4/4/2021 – 4/10/2021	
# Cases via Suspected Community Transmission	12
# Cases via Outbreaks	1
<u>Outbreak Explanation</u>	
During the week of 4/4-4/10, one (1) case/patient was associated with an outbreak in a business/industry.	

## COVID-19-Like Illness (CLI) Visits Scott County, Mississippi Jan. 04, 2020 - Apr. 10, 2021



\*Counties with test percent positivity <5.0% or with <20 tests in past 14 days: Green; test percent positivity 5.0%-10.0% or with <500 tests and <2000 tests/100k and >10% positivity over 14 days: Yellow; >10.0% and not meeting the criteria for "Green" or "Yellow": Red. Test positivity is rounded to the nearest tenth of a percent before classifying. Reference: [Centers for Medicare and Medicaid Services](https://www.cms.gov/medicare/medicaid-support/eligibility/eligibility-requirements-for-medicaid-coverage)

\*\*Provisional Data: Illnesses occurring during the last two weeks may not yet have been reported and/or represented.