

DESOTO COUNTY WEEKLY COVID-19 SNAPSHOT

WEEK ENDING APRIL 17, 2021



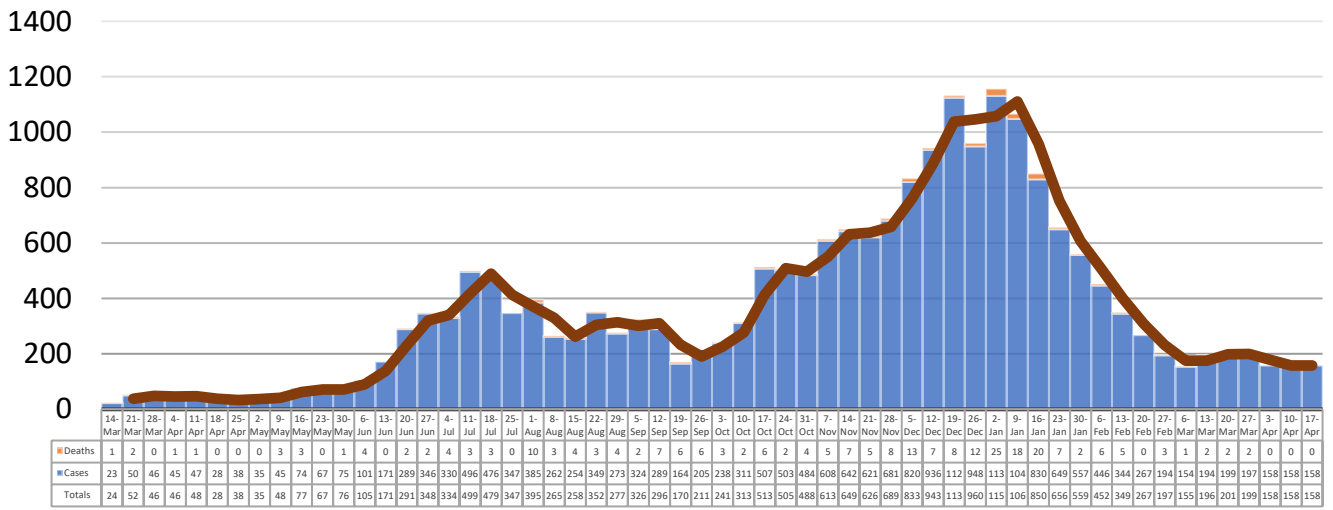
Total Cases
20,997

Total Deaths
250

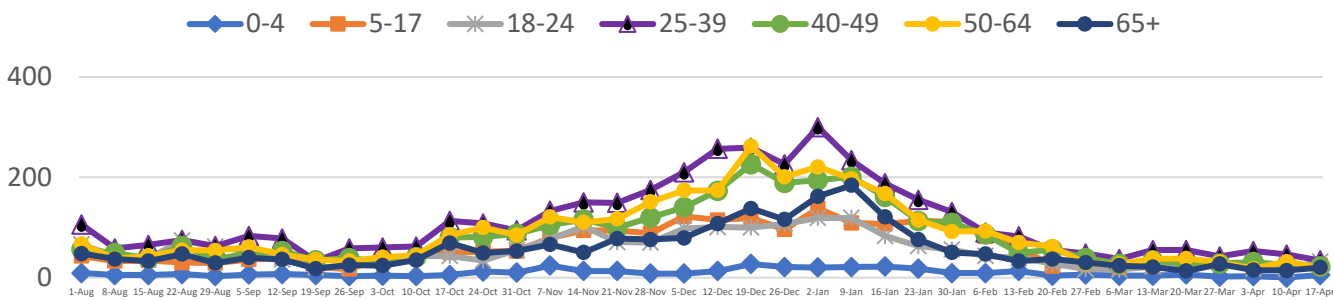
Total Incidence
(cases per 100,000)
11353.1

***Test Positivity Rate**
5.1%
(3/31-4/13)

**Total Cases and Deaths, Through April 17, 2021



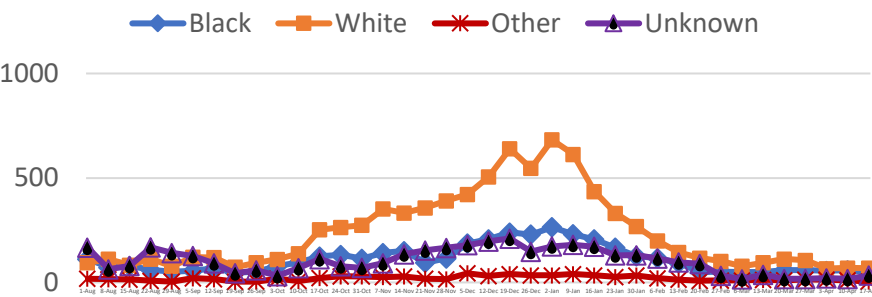
Total Cases, By Age August 2020-April 2021 (End of Week)



0-4 5-17 18-24 25-39 40-49 50-64 65+

Black White Other Unknown

Total Cases, By Race August 2020-April 2021 (End of Week)



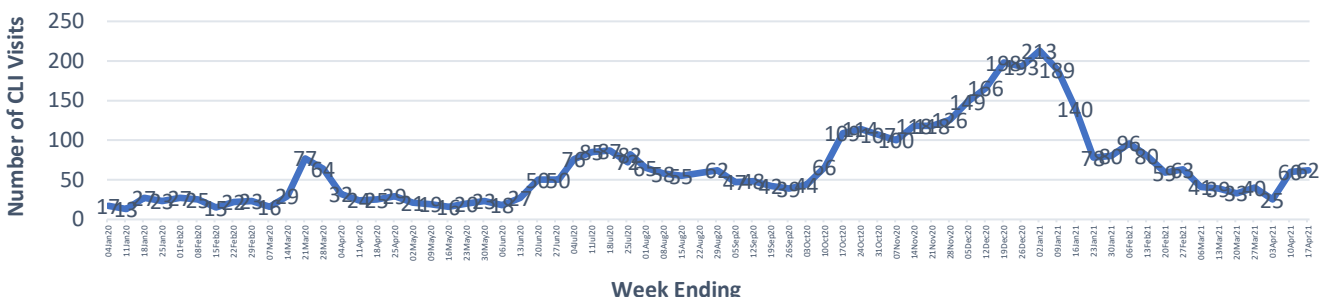
4/11/2021 – 4/17/2021

# Cases via Suspected Community Transmission	156
# Cases via Outbreaks	2

Outbreak Explanation

During the week of 4/11-4/17, two (2) cases/patients were associated with pending outbreak investigations.

COVID-19-Like Illness (CLI) Visits Desoto County, Mississippi Jan. 04, 2020 - Apr. 17, 2021



*Counties with test percent positivity <5.0% or with <20 tests in past 14 days: Green; test percent positivity 5.0%-10.0% or with <500 tests and <2000 tests/100k and >10% positivity over 14 days: Yellow; >10.0% and not meeting the criteria for "Green" or "Yellow": Red. Test positivity is rounded to the nearest tenth of a percent before classifying. Reference: [Centers for Medicare and Medicaid Services](https://www.dhs.gov/medicaid-coverage)

**Provisional Data: Illnesses occurring during the last two weeks may not yet have been reported and/or represented.