

ITAWAMBA COUNTY WEEKLY COVID-19 SNAPSHOT



WEEK OF APRIL 17, 2021

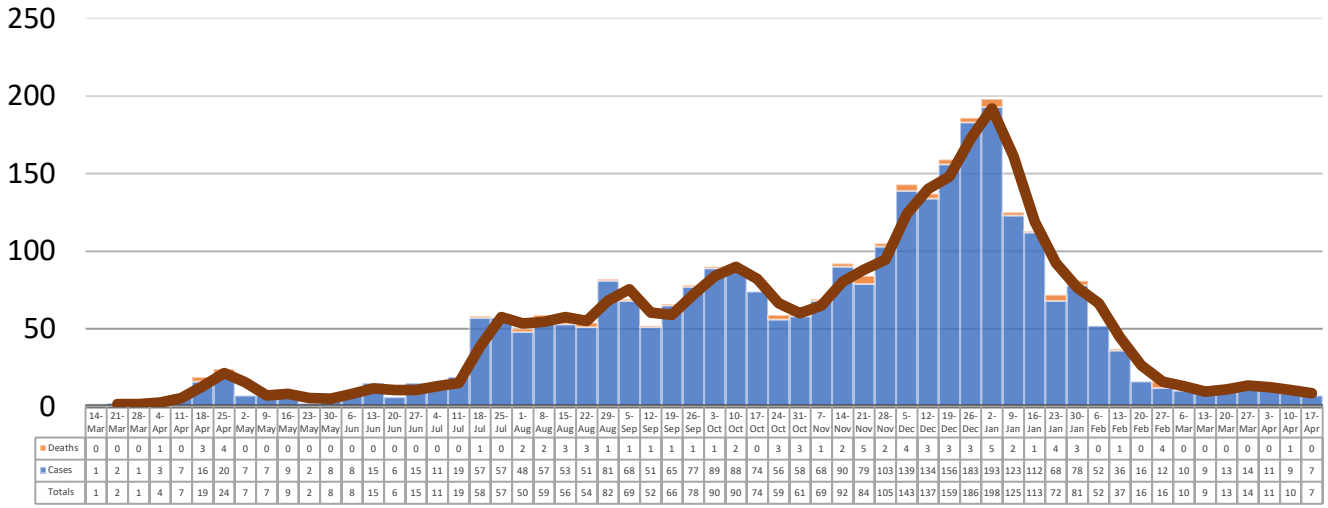
Total Cases
2979

Total Deaths
77

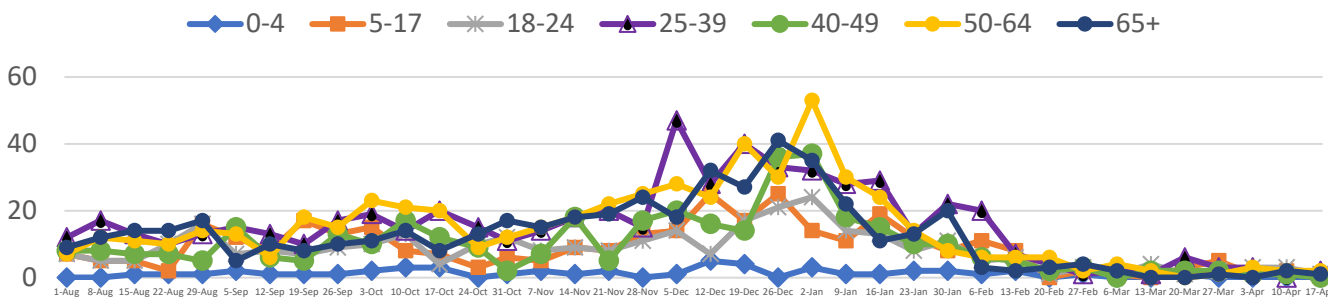
Total Incidence
(cases per 100,000)
12736.2

***Test Positivity Rate**
7.3%
(3/17-3/30)

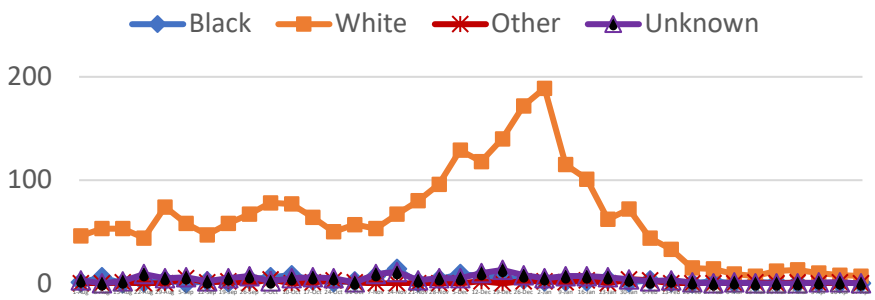
****Total Cases and Deaths, Through April 17, 2021**



Total Cases, By Age August 2020-April 2021 (End of Week)



Total Cases, By Race August 2020-April 2021 (End of Week)



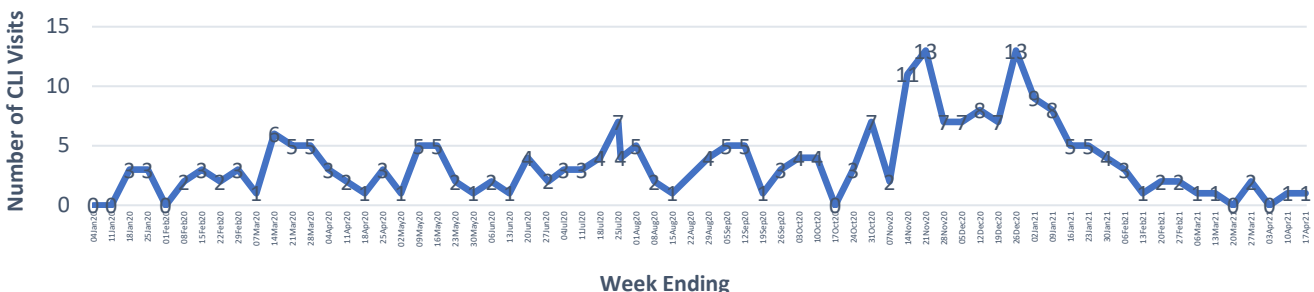
4/11/2021 – 4/17/2021

# Cases via Suspected Community Transmission	7
# Cases via Outbreaks	0

Outbreak Explanation

During the week of 4/11-4/17, there were no cases/patients associated with an outbreak.

COVID-19-Like Illness (CLI) Visits Itawamba County, Mississippi Jan. 04, 2020 - Apr. 17, 2021



*Counties with test percent positivity <5.0% or with <20 tests in past 14 days: Green; test percent positivity 5.0%-10.0% or with <500 tests and <2000 tests/100k and >10% positivity over 14 days: Yellow; >10.0% and not meeting the criteria for "Green" or "Yellow": Red. Test positivity is rounded to the nearest tenth of a percent before classifying. Reference: [Centers for Medicare and Medicaid Services](https://www.cdc.gov/media/releases/2020/s0514-test-positivity.html)

**Provisional Data: Illnesses occurring during the last two weeks may not yet have been reported and/or represented.