

LAFAYETTE COUNTY WEEKLY COVID-19 SNAPSHOT

WEEK ENDING APRIL 17, 2021



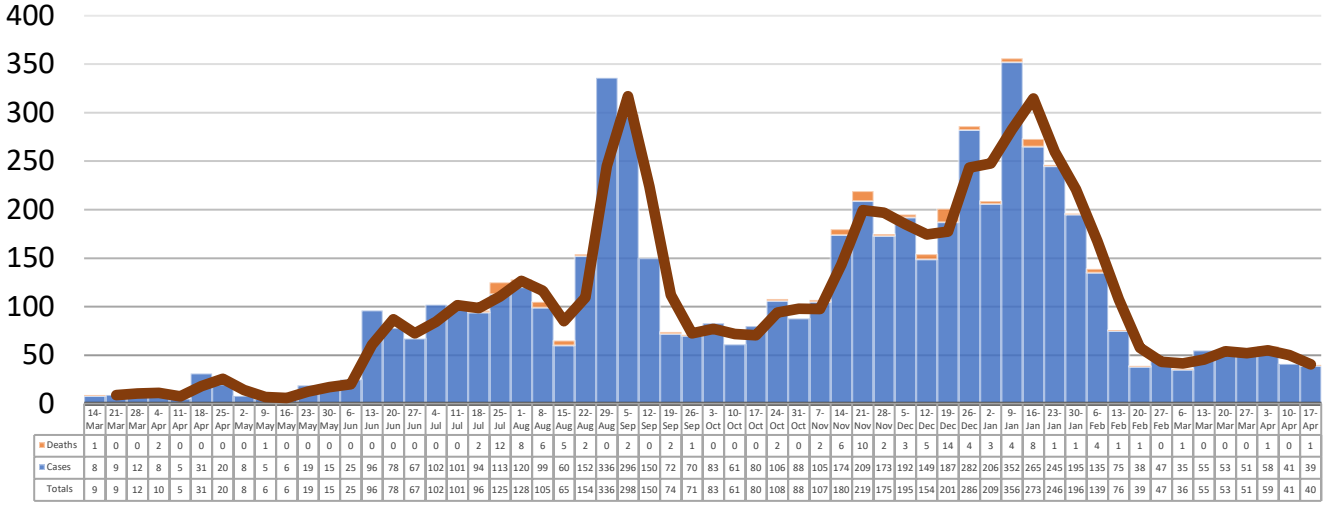
Total Cases
6077

Total Deaths
118

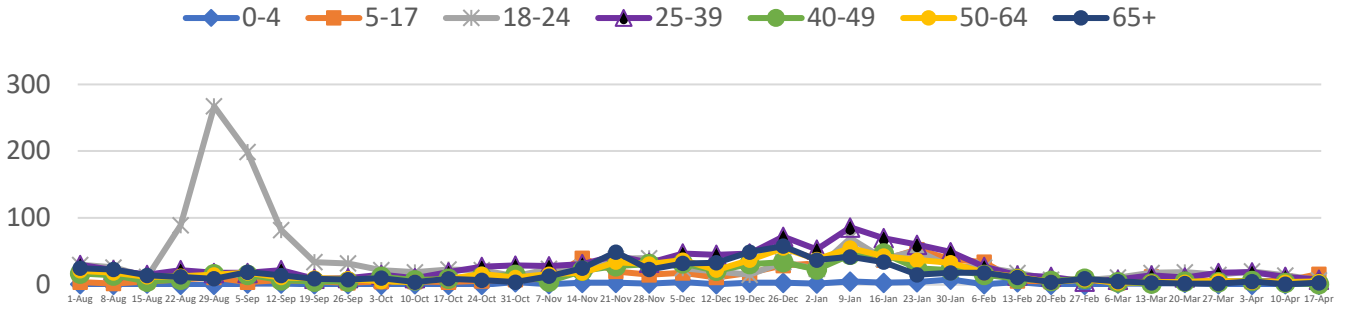
Total Incidence
(cases per 100,000)
11249.7

***Test Positivity Rate**
2.3%
(3/31-4/13)

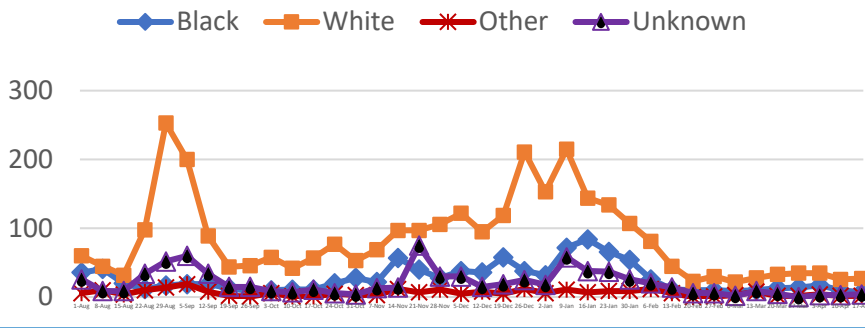
**Total Cases and Deaths, Through April 17, 2021



Total Cases, By Age August 2020-April 2021 (End of Week)

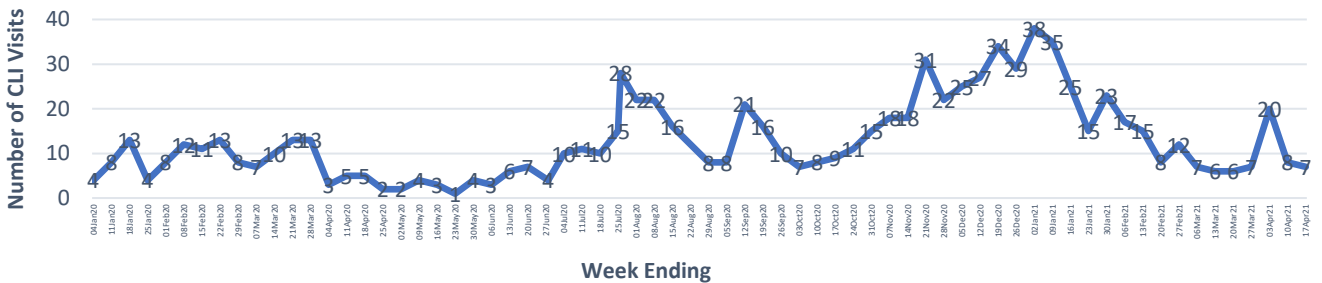


Total Cases, By Race August 2020-April 2021 (End of Week)



4/11/2021 – 4/17/2021	
# Cases via Suspected Community Transmission	36
# Cases via Outbreaks	4
Outbreak Explanation	
During the week of 4/11-4/17, four (4) cases/patients were associated with pending outbreak investigations.	

COVID-19-Like Illness (CLI) Visits Lafayette County, Mississippi Jan. 04, 2020 - Apr. 17, 2021



*Counties with test percent positivity <5.0% or with <20 tests in past 14 days: Green; test percent positivity 5.0%-10.0% or with <500 tests and <2000 tests/100k and >10% positivity over 14 days: Yellow; >10.0% and not meeting the criteria for "Green" or "Yellow": Red. Test positivity is rounded to the nearest tenth of a percent before classifying. Reference: [Centers for Medicare and Medicaid Services](#)

**Provisional Data: Illnesses occurring during the last two weeks may not yet have been reported and/or represented.