

# YAZOO COUNTY WEEKLY COVID-19 SNAPSHOT

WEEK ENDING APRIL 17, 2021



Total Cases

3053

Total Deaths

69

Total Incidence

(cases per 100,000)

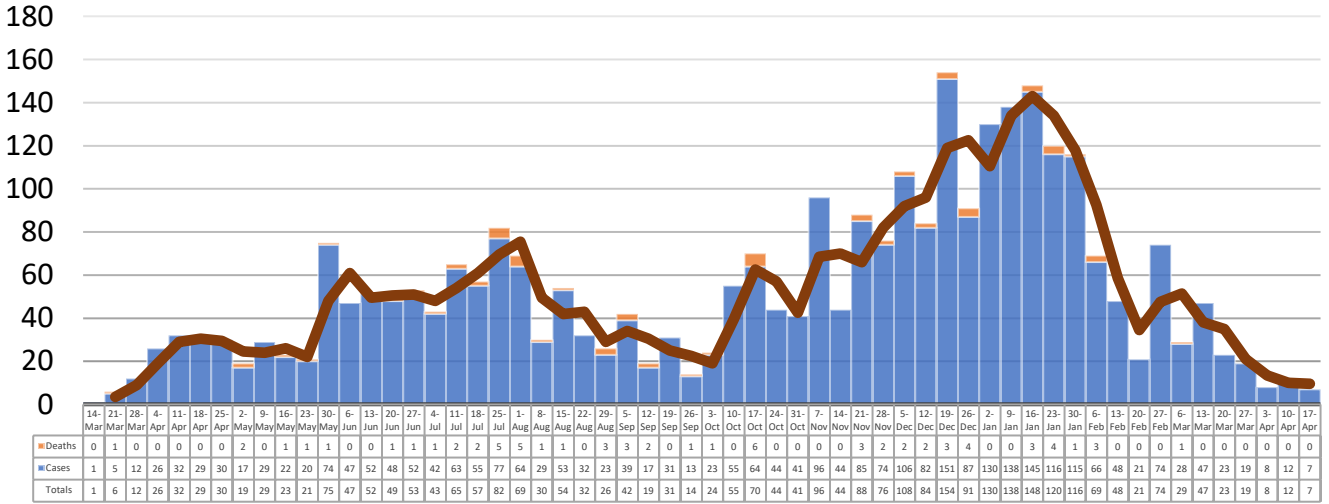
10282.9

\*Test Positivity Rate

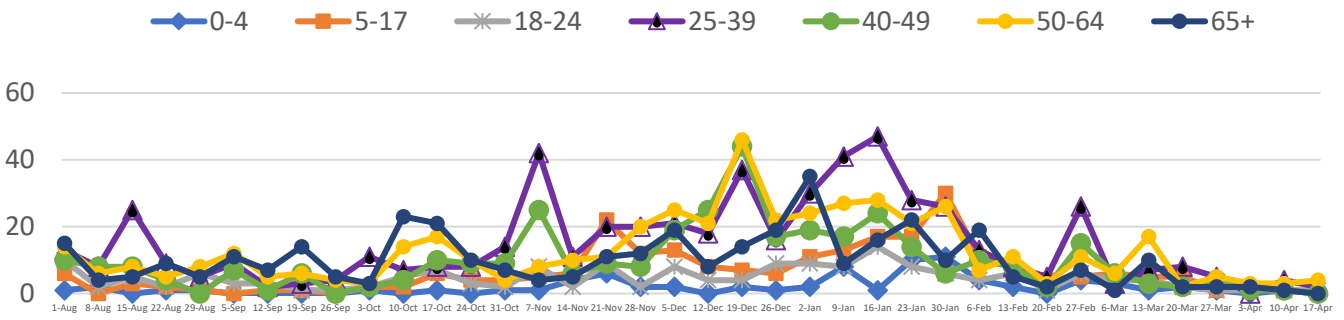
2.3%

(3/31-4/13)

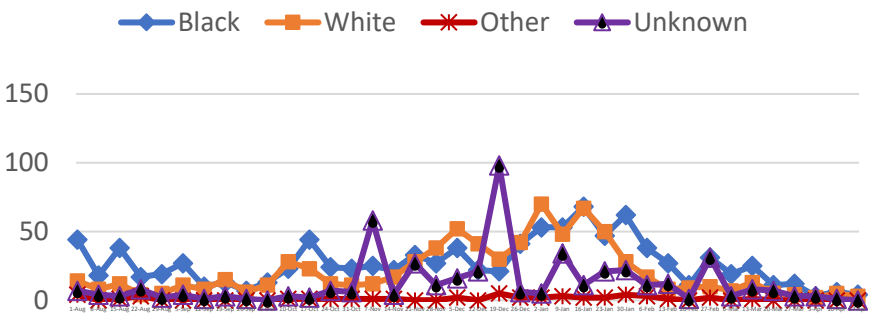
## \*\*Total Cases and Deaths, Through April 17, 2021



## Total Cases, By Age August 2020-April 2021 (End of Week)



## Total Cases, By Race August 2020-April 2021 (End of Week)



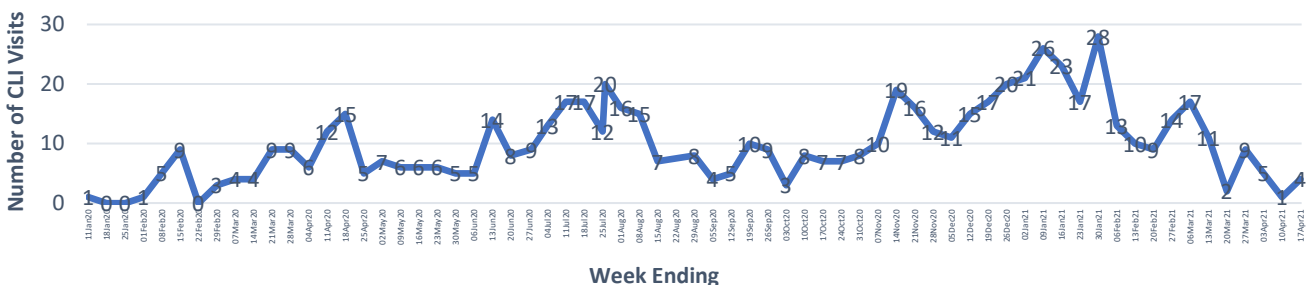
## 4/11/2021 – 4/17/2021

# Cases via Community Transmission	7
# Cases via Outbreaks	0

### Outbreak Explanation

During the week of 4/11-4/17, there were no cases/patients associated with an outbreak.

## COVID-19-Like Illness (CLI) Visits Yazoo County, Mississippi Jan. 04, 2020 - Apr. 17, 2021



\*Counties with test percent positivity <5.0% or with <20 tests in past 14 days: Green; test percent positivity 5.0%-10.0% or with <500 tests and <2000 tests/100k and >10% positivity over 14 days: Yellow; >10.0% and not meeting the criteria for "Green" or "Yellow": Red. Test positivity is rounded to the nearest tenth of a percent before classifying. Reference: [Centers for Medicare and Medicaid Services](https://www.cdc.gov/medicaidandmedicare)

\*\*Provisional Data: Illnesses occurring during the last two weeks may not yet have been reported and/or represented.