

# PRENTISS COUNTY WEEKLY COVID-19 SNAPSHOT

WEEK ENDING APRIL 24, 2021



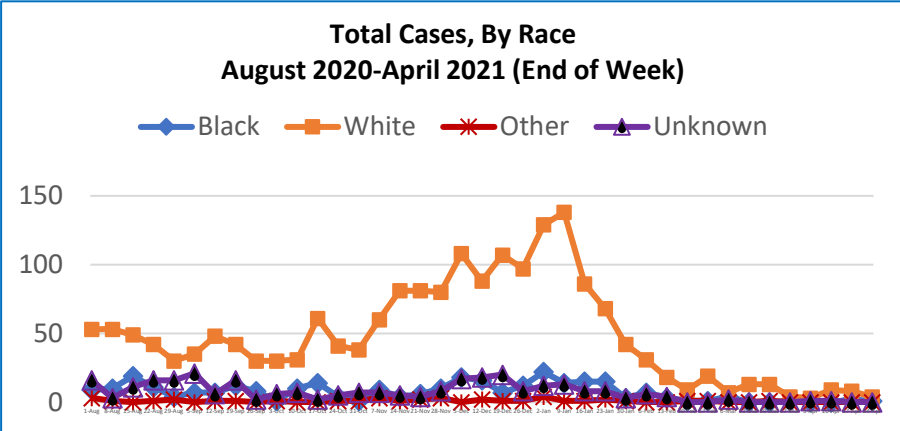
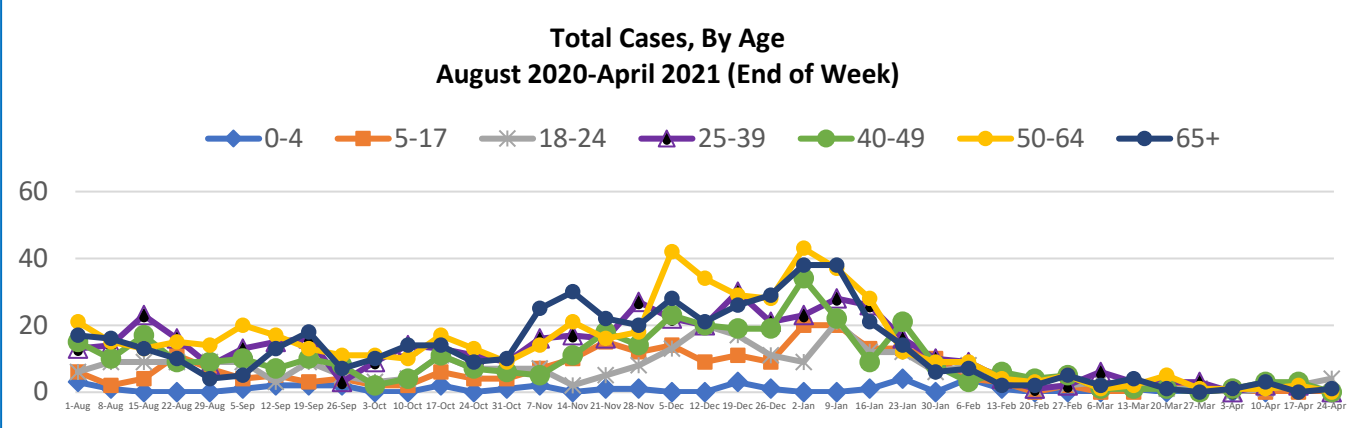
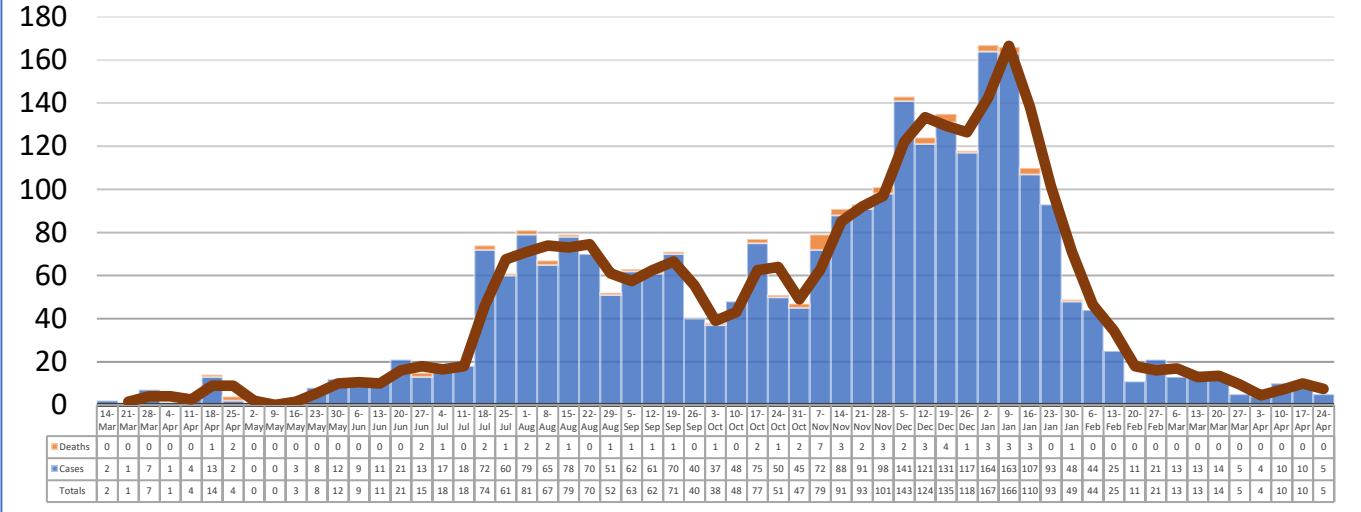
**Total Cases**  
**2774**

**Total Deaths**  
**59**

**Total Incidence**  
(cases per 100,000)  
**11040.4**

**\*Test Positivity Rate**  
**7.8%**  
(4/7-4/20)

**\*\*Total Cases and Deaths, Through April 24, 2021**

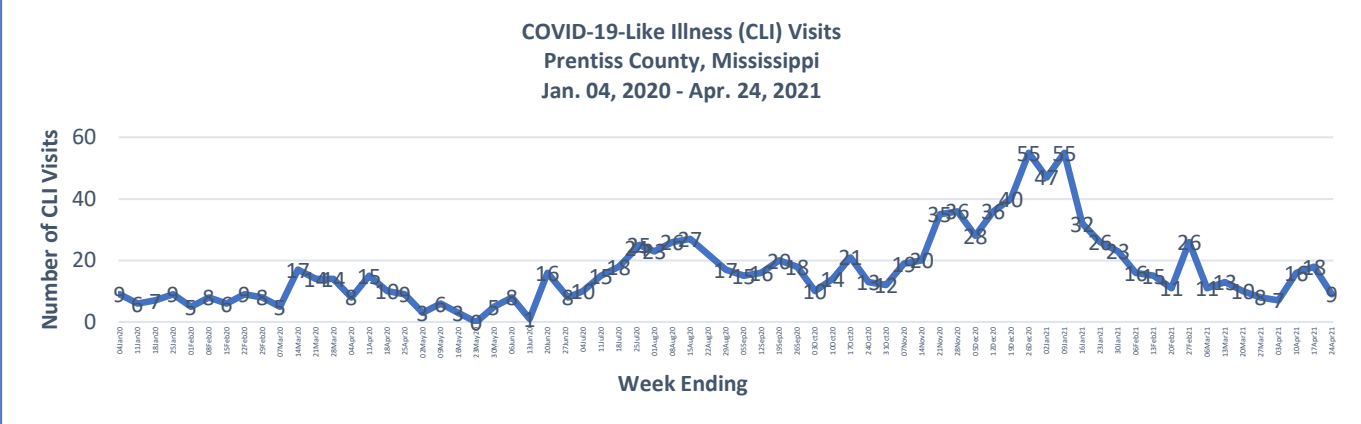


**4/18/2021 – 4/24/2021**

|  |   |
|--|---|
| # Cases via Suspected Community Transmission | 5 |
| # Cases via Outbreaks                        | 0 |

**Outbreak Explanation**

During the week of 4/18-4/24, there were no cases/patients associated with an outbreak.



\*Counties with test percent positivity <5.0% or with <20 tests in past 14 days: Green; test percent positivity 5.0%-10.0% or with <500 tests and <2000 tests/100k and >10% positivity over 14 days: Yellow; >10.0% and not meeting the criteria for "Green" or "Yellow": Red. Test positivity is rounded to the nearest tenth of a percent before classifying. Reference: [Centers for Medicare and Medicaid Services](#)

\*\*Provisional Data: Illnesses occurring during the last two weeks may not yet have been reported and/or represented.