

ATTALA COUNTY WEEKLY COVID-19 SNAPSHOT

WEEK ENDING MAY 1, 2021



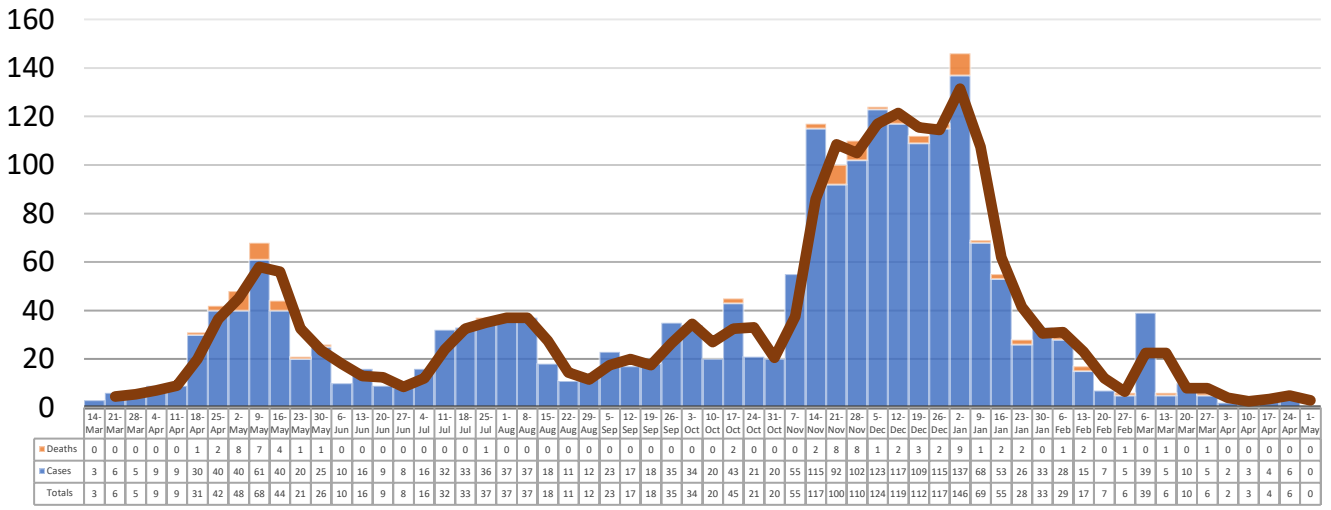
Total Cases
2142

Total Deaths
73

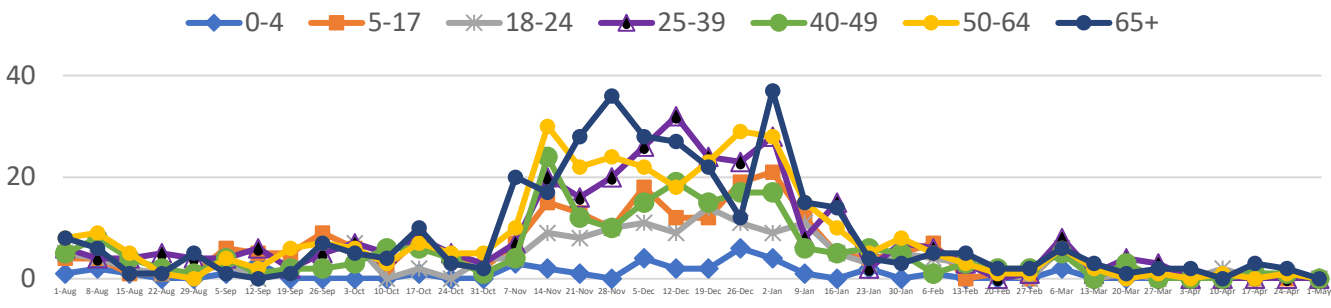
Total Incidence
(cases per 100,000)
11786.1

***Test Positivity Rate**
0.4%
(4/14-4/27)

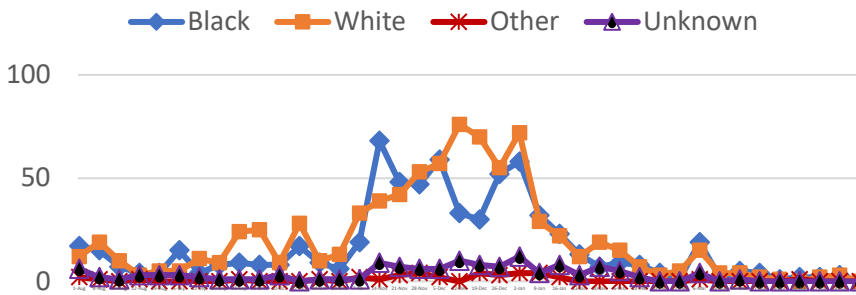
****Total Cases and Deaths, Through May 1, 2021**



Total Cases, By Age
August 2020-May 2021 (End of Week)



Total Cases, By Race
August 2020-May 2021 (End of Week)



4/25/2021 – 5/1/2021

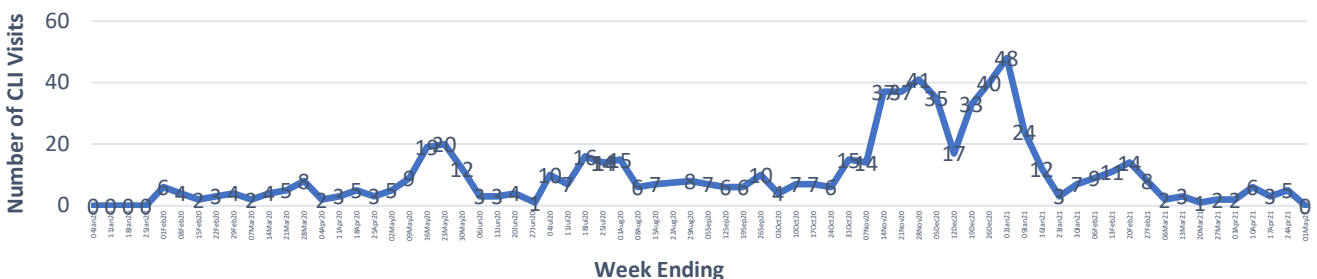
# Cases via Suspected Community Transmission	0
--	---

# Cases via Outbreaks	0
-----------------------	---

Outbreak Explanation

During the week of 4/25-5/1, there were no cases/patients associated with an outbreak.

COVID-19-Like Illness (CLI) Visits
Attala County, Mississippi
Jan. 04, 2020 - May 01, 2021



*Counties with test percent positivity <5.0% or with <20 tests in past 14 days: Green; test percent positivity 5.0%-10.0% or with <500 tests and <2000 tests/100k and >10% positivity over 14 days: Yellow; >10.0% and not meeting the criteria for "Green" or "Yellow": Red. Test positivity is rounded to the nearest tenth of a percent before classifying. Reference: [Centers for Medicare and Medicaid Services](#)

**Provisional Data: Illnesses occurring during the last two weeks may not yet have been reported and/or represented.