

# HOLMES COUNTY WEEKLY COVID-19 SNAPSHOT

WEEK ENDING MAY 1, 2021



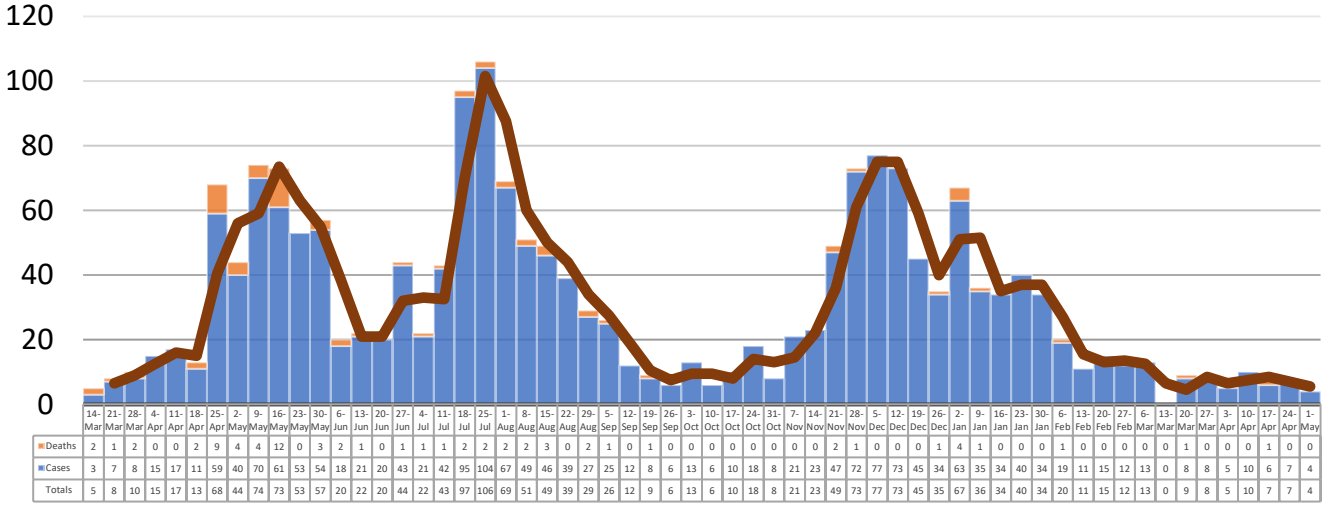
Total Cases  
**1885**

Total Deaths  
**72**

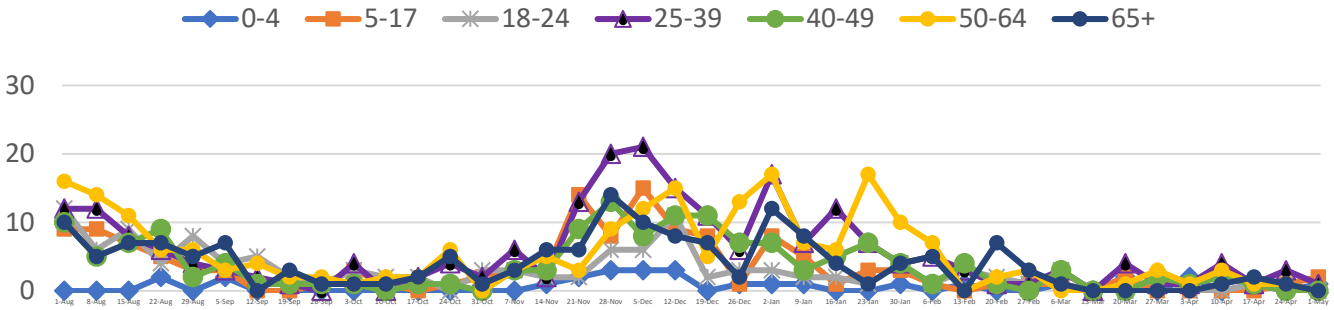
Total Incidence  
(cases per 100,000)  
**11081.7**

**\*Test Positivity Rate**  
**4.9%**  
(4/14-4/27)

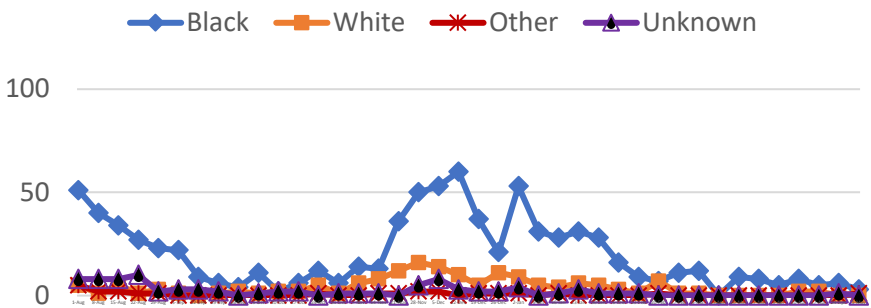
**\*\*Total Cases and Deaths, Through May 1, 2021**



**Total Cases, By Age August 2020-April 2021 (End of Week)**



**Total Cases, By Race August 2020-April 2021 (End of Week)**



**4/25/2021 – 5/1/2021**

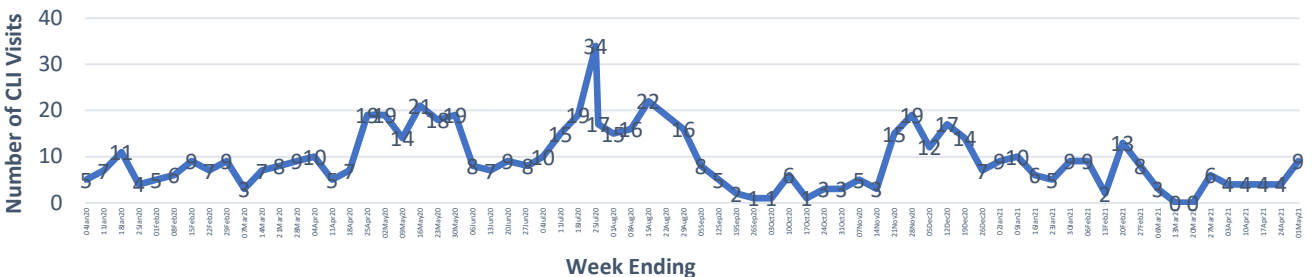
# Cases via Suspected Community Transmission	4
--	---

# Cases via Outbreaks	0
-----------------------	---

**Outbreak Explanation**

During the week of 4/25-5/1, there were no cases/patients associated with an outbreak.

**COVID-19-Like Illness (CLI) Visits Holmes County, Mississippi Jan. 04, 2020 - May 01, 2021**



\*Counties with test percent positivity <5.0% or with <20 tests in past 14 days: Green; test percent positivity 5.0%-10.0% or with <500 tests and <2000 tests/100k and >10% positivity over 14 days: Yellow; >10.0% and not meeting the criteria for "Green" or "Yellow": Red. Test positivity is rounded to the nearest tenth of a percent before classifying. Reference: [Centers for Medicare and Medicaid Services](#)

\*\*Provisional Data: Illnesses occurring during the last two weeks may not yet have been reported and/or represented.