

COPIAH COUNTY WEEKLY COVID-19 SNAPSHOT

WEEK ENDING MAY 8, 2021



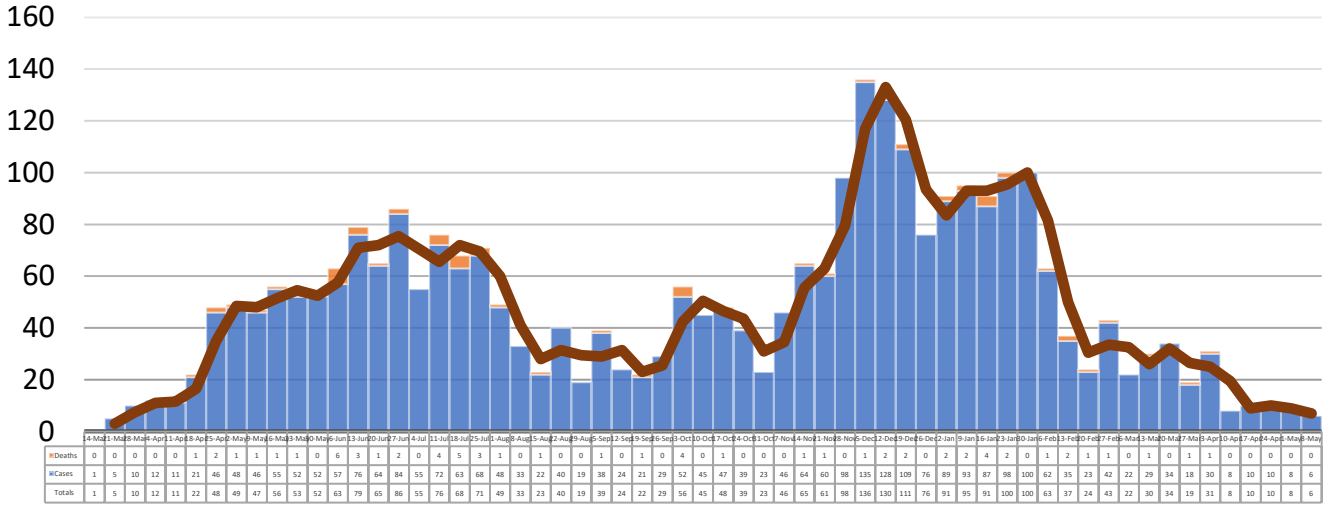
Total Cases
2966

Total Deaths
65

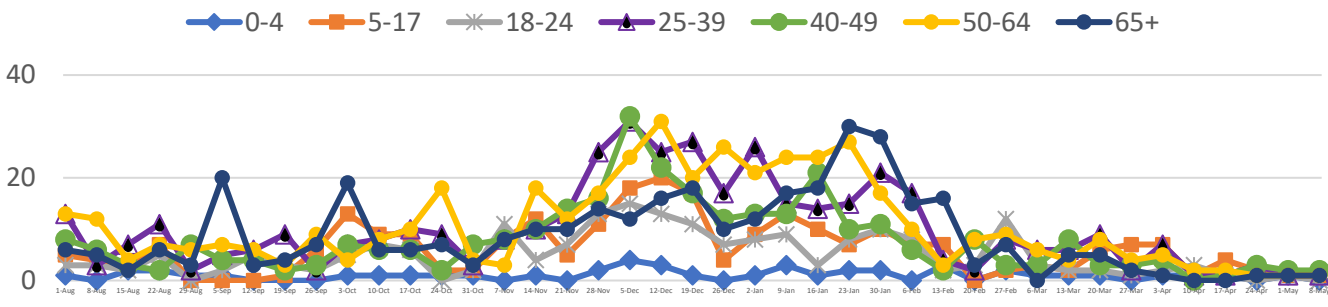
Total Incidence
(cases per 100,000)
10568.3

***Test Positivity Rate**
3.4%
(4/21-5/4)

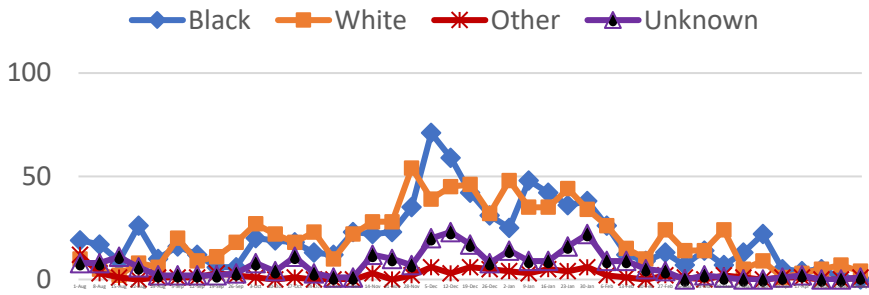
**Total Cases and Deaths, Through May 8, 2021



Total Cases, By Age August 2020-May 2021 (End of Week)



Total Cases, By Race August 2020-May 2021 (End of Week)



5/2/2021 – 5/8/2021

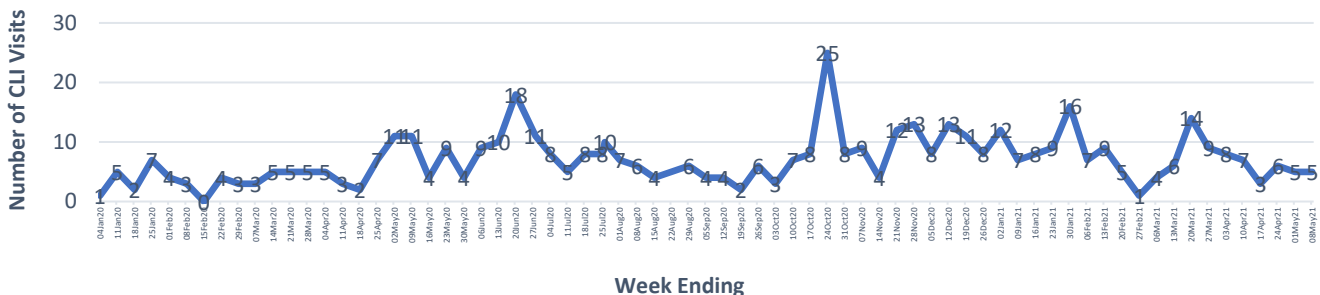
# Cases via Suspected Community Transmission	5
--	---

# Cases via Outbreaks	1
-----------------------	---

Outbreak Explanation

During the week of 5/2-5/8, one (1) case/patient was associated with a pending outbreak investigation.

COVID-19-Like Illness (CLI) Visits Copiah County, Mississippi Jan. 04, 2020 - May 08, 2021



*Counties with test percent positivity <5.0% or with <20 tests in past 14 days: Green; test percent positivity 5.0%-10.0% or with <500 tests and <2000 tests/100k and >10% positivity over 14 days: Yellow; >10.0% and not meeting the criteria for "Green" or "Yellow": Red. Test positivity is rounded to the nearest tenth of a percent before classifying. Reference: [Centers for Medicare and Medicaid Services](#)

**Provisional Data: Illnesses occurring during the last two weeks may not yet have been reported and/or represented.