

LAFAYETTE COUNTY WEEKLY COVID-19 SNAPSHOT

WEEK ENDING MAY 8, 2021



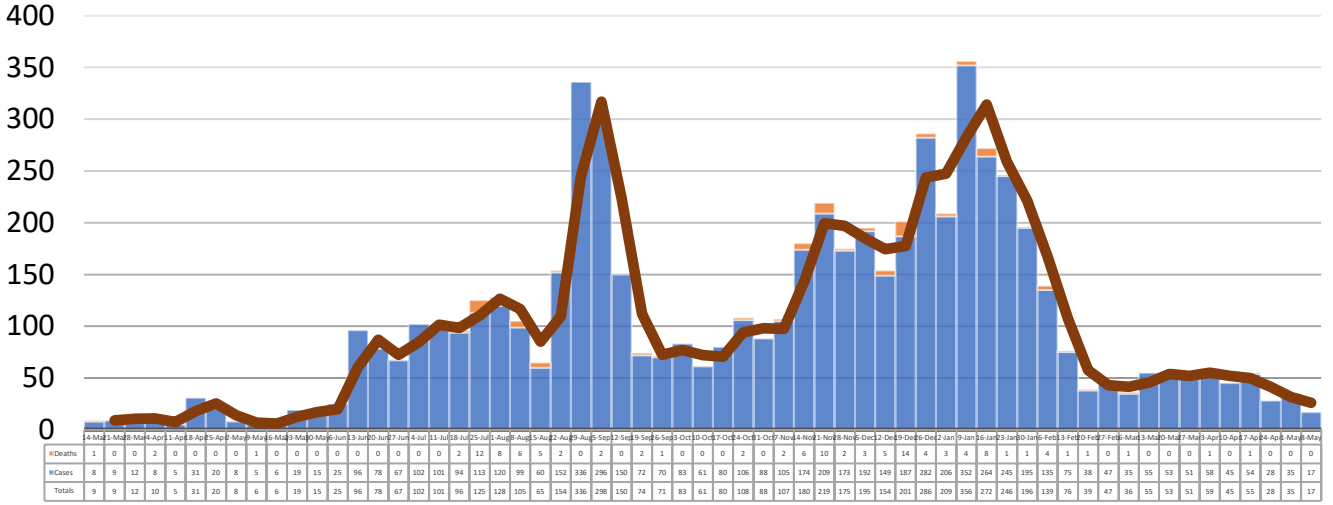
Total Cases
6175

Total Deaths
118

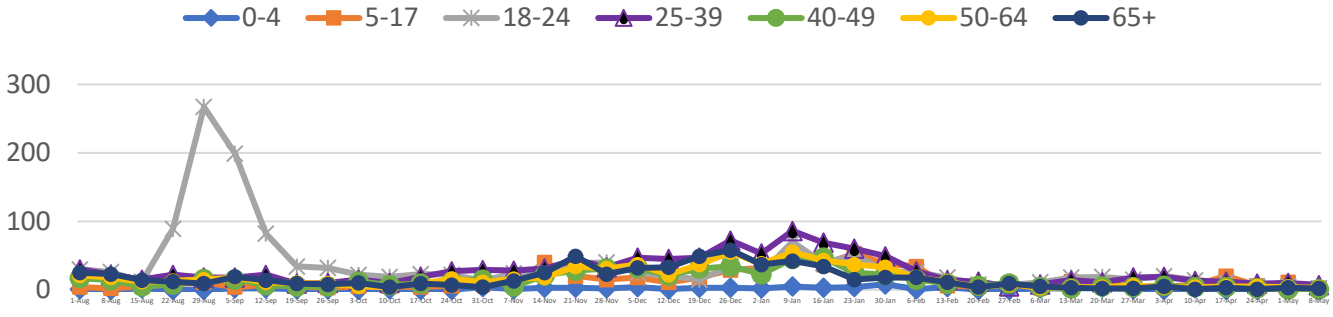
Total Incidence
(cases per 100,000)
11431.2

***Test Positivity Rate**
1.4%
(4/21-5/4)

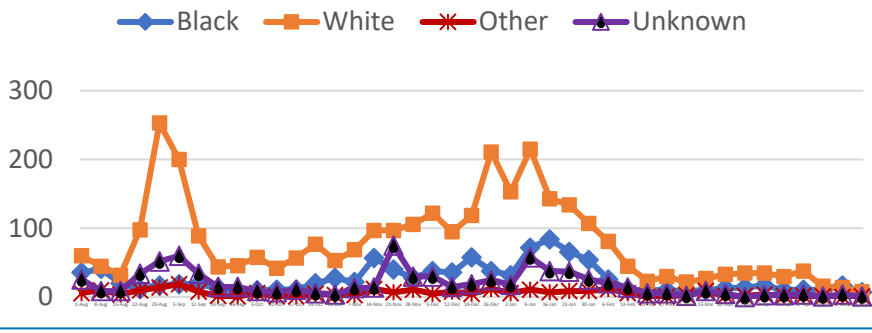
**Total Cases and Deaths, Through May 8, 2021



Total Cases, By Age August 2020-May 2021 (End of Week)

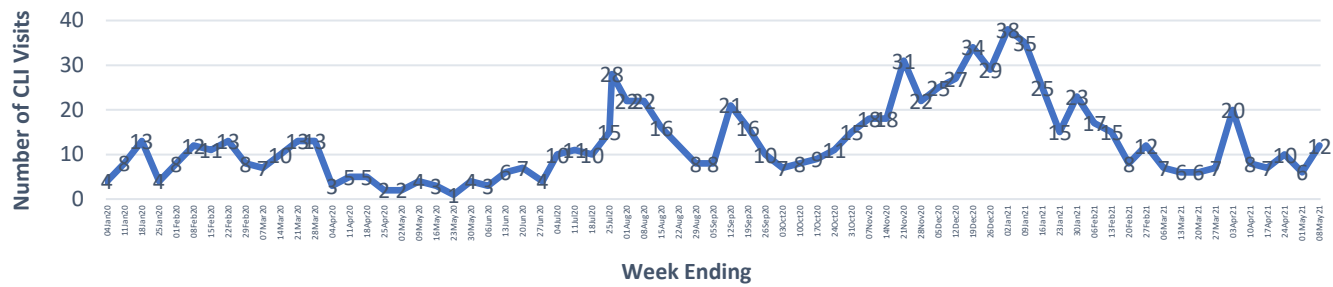


Total Cases, By Race August 2020-May 2021 (End of Week)



| 5/2/2021 – 5/8/2021 | |
|---|----|
| # Cases via Suspected Community Transmission | 17 |
| # Cases via Outbreaks | 0 |
| <u>Outbreak Explanation</u> | |
| During the week of 5/2-5/8, there were no cases/patients associated with an outbreak. | |

COVID-19-Like Illness (CLI) Visits Lafayette County, Mississippi Jan. 04, 2020 - May 08, 2021



*Counties with test percent positivity <5.0% or with <20 tests in past 14 days: Green; test percent positivity 5.0%-10.0% or with <500 tests and <2000 tests/100k and >10% positivity over 14 days: Yellow; >10.0% and not meeting the criteria for "Green" or "Yellow": Red. Test positivity is rounded to the nearest tenth of a percent before classifying. Reference: [Centers for Medicare and Medicaid Services](#)

**Provisional Data: Illnesses occurring during the last two weeks may not yet have been reported and/or represented.