

# TISHOMINGO COUNTY WEEKLY COVID-19 SNAPSHOT

WEEK ENDING MAY 8, 2021



Total Cases

2262

Total Deaths

67

Total Incidence

(cases per 100,000)

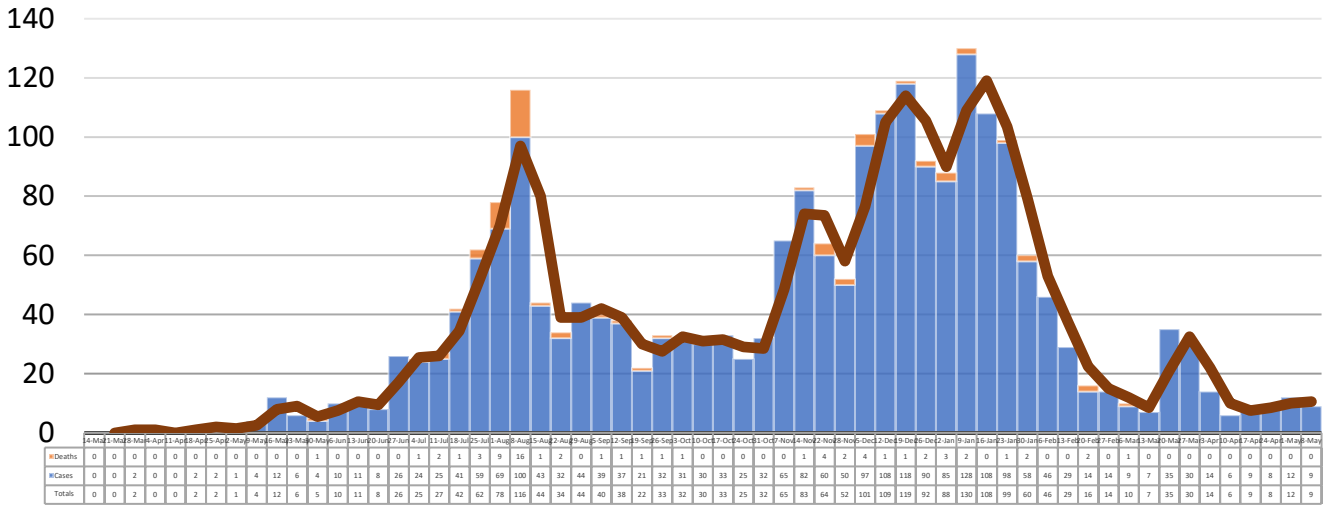
11670.0

\*Test Positivity Rate

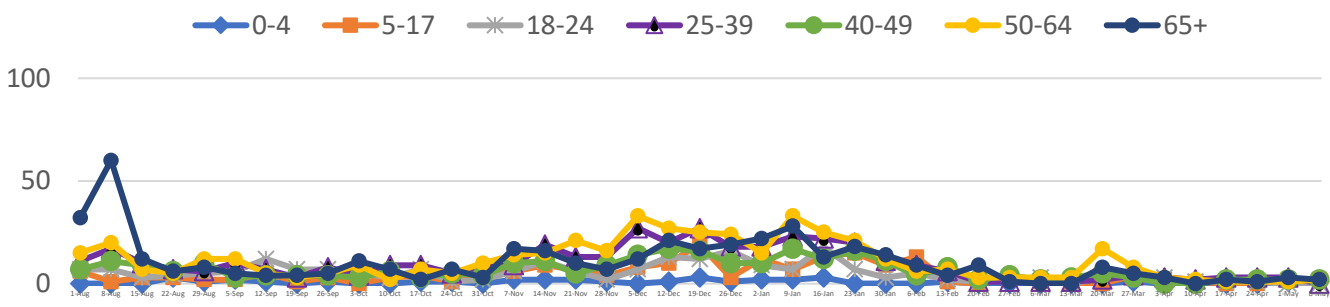
1.1%

(4/21-5/4)

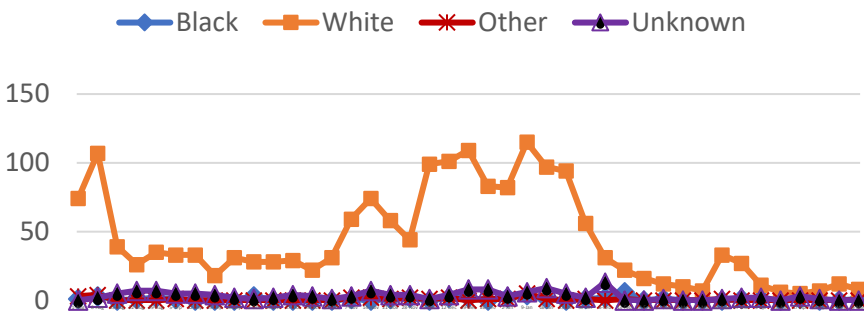
\*\*Total Cases and Deaths, Through May 8, 2021



Total Cases, By Age  
August 2020-May 2021 (End of Week)



Total Cases, By Race  
August 2020-May 2021 (End of Week)



5/2/2021 – 5/8/2021

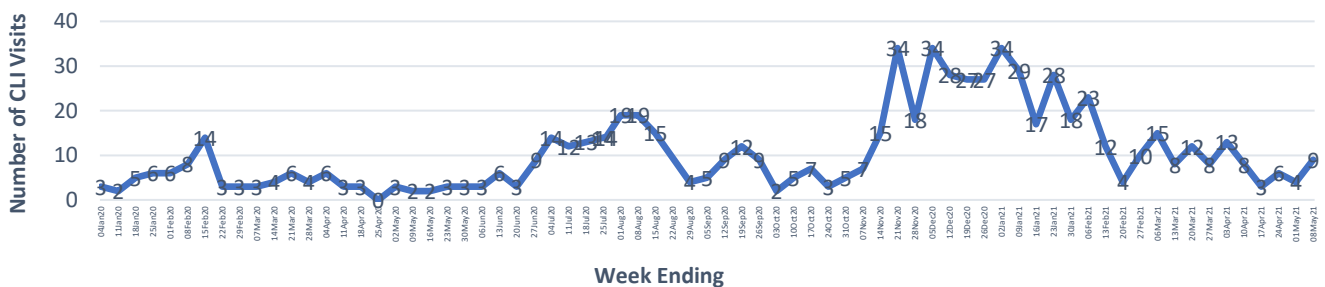
# Cases via Suspected Community Transmission: 9

# Cases via Outbreaks: 0

Outbreak Explanation

During the week of 5/2-5/8, there were no cases/patients associated with an outbreak.

COVID-19-Like Illness (CLI) Visits  
Tishomingo County, Mississippi  
Jan. 04, 2020 - May 08, 2021



\*Counties with test percent positivity <5.0% or with <20 tests in past 14 days: Green; test percent positivity 5.0%-10.0% or with <500 tests and <2000 tests/100k and >10% positivity over 14 days: Yellow; >10.0% and not meeting the criteria for "Green" or "Yellow": Red. Test positivity is rounded to the nearest tenth of a percent before classifying. Reference: [Centers for Medicare and Medicaid Services](https://www.cdc.gov/media/releases/2020/s111920-covid-19-testing.html)

\*\*Provisional Data: Illnesses occurring during the last two weeks may not yet have been reported and/or represented.