

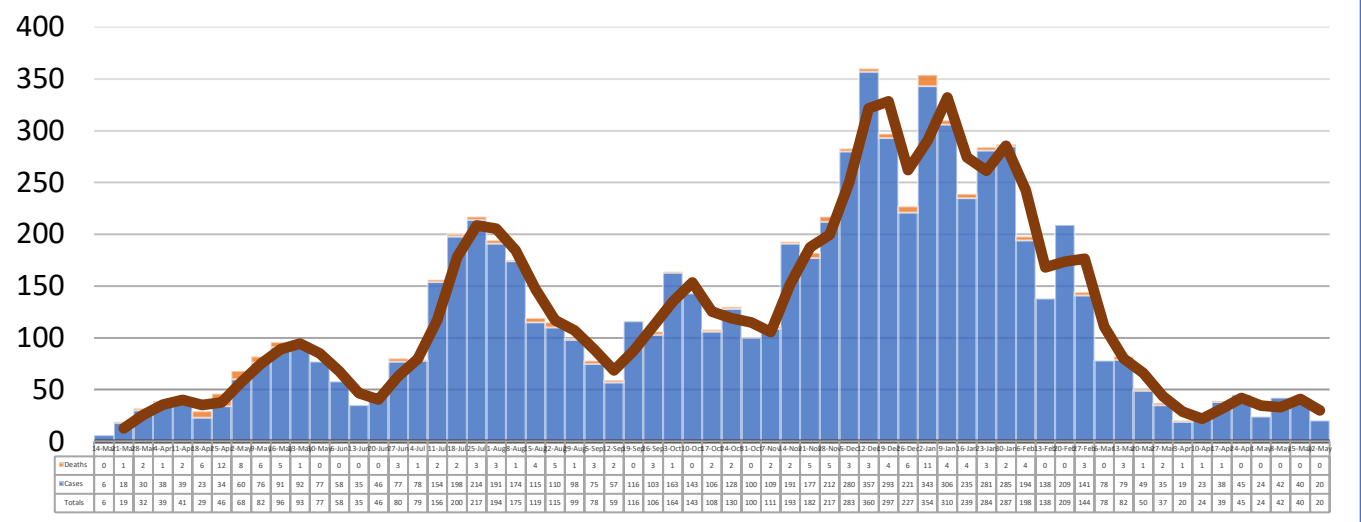
FORREST COUNTY WEEKLY COVID-19 SNAPSHOT

WEEK ENDING MAY 22, 2021

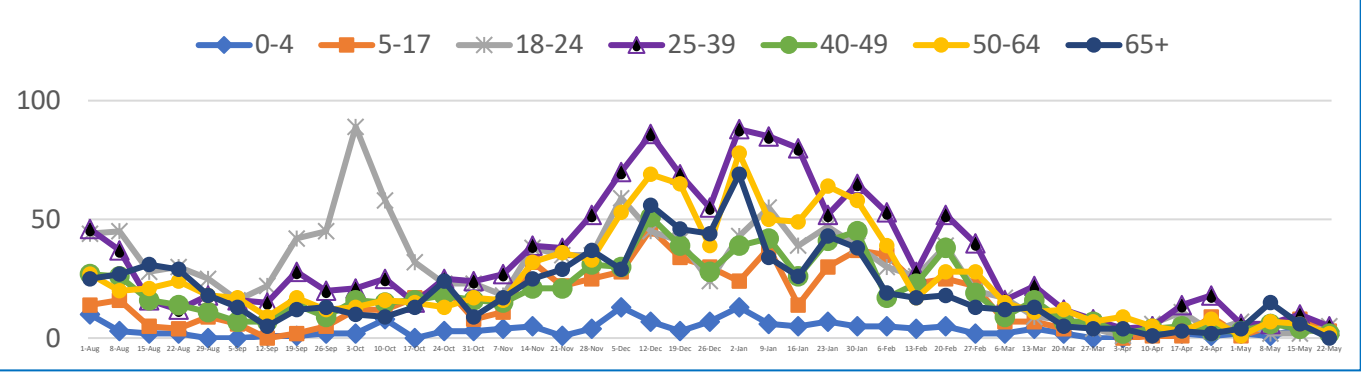


Total Cases 7739	Total Deaths 152	Total Incidence <small>(cases per 100,000)</small> 10332.9	*Test Positivity Rate 3.2% <small>(5/5-5/18)</small>
--	--	---	---

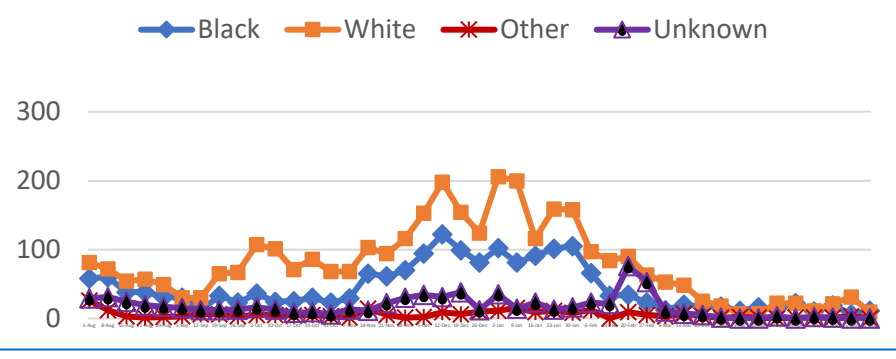
****Total Cases and Deaths, Through May 22, 2021**



Total Cases, By Age August 2020-May 2021 (End of Week)



Total Cases, By Race August 2020-May 2021 (End of Week)



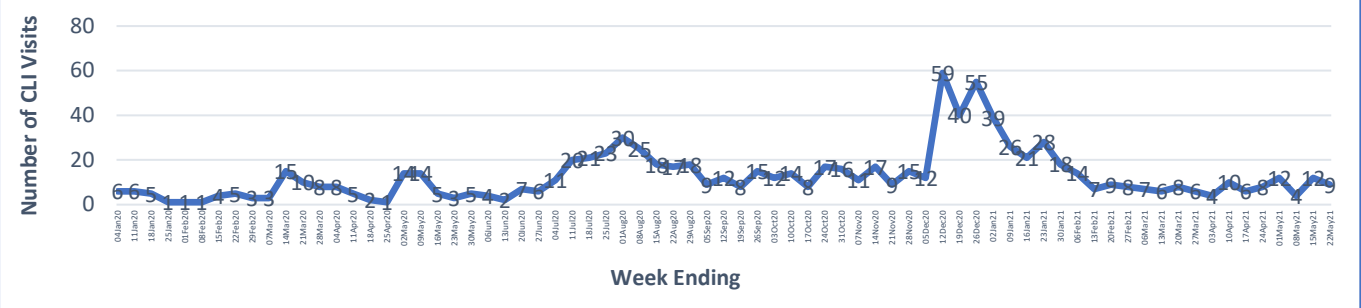
5/16/2021 – 5/22/2021

# Cases via Community Transmission	18
# Cases via Outbreaks	2

Outbreak Explanation

During the week of 5/16-5/22, one (1) case/patient was associated with an outbreak in a Long-Term Care Facility (LTCF); one (1) case was associated with a pending outbreak investigation.

**COVID-19-Like Illness (CLI) Visits
Forrest County, Mississippi
Jan. 04, 2020 - May 22, 2021**



*Counties with test percent positivity <5.0% or with <20 tests in past 14 days: Green; test percent positivity 5.0%-10.0% or with <500 tests and <2000 tests/100k and >10% positivity over 14 days: Yellow; >10.0% and not meeting the criteria for "Green" or "Yellow": Red. Test positivity is rounded to the nearest tenth of a percent before classifying. Reference: [Centers for Medicare and Medicaid Services](#)

**Provisional Data: Illnesses occurring during the last two weeks may not yet have been reported and/or represented.