

# HINDS COUNTY WEEKLY COVID-19 SNAPSHOT

WEEK ENDING MAY 22, 2021

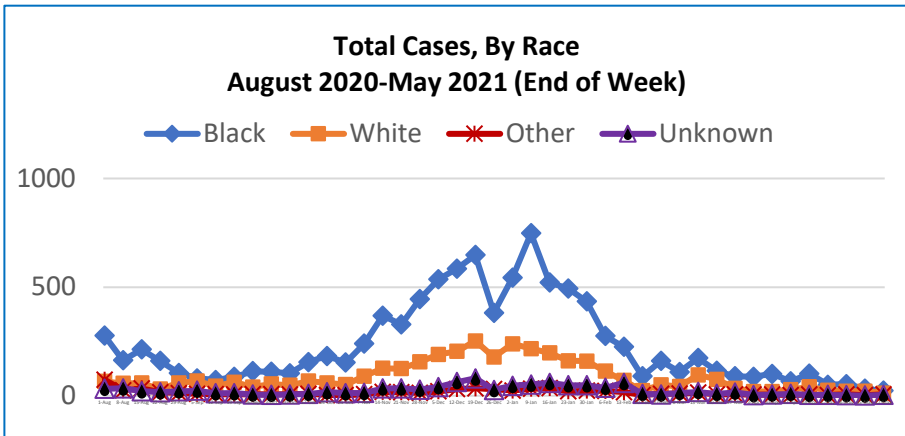
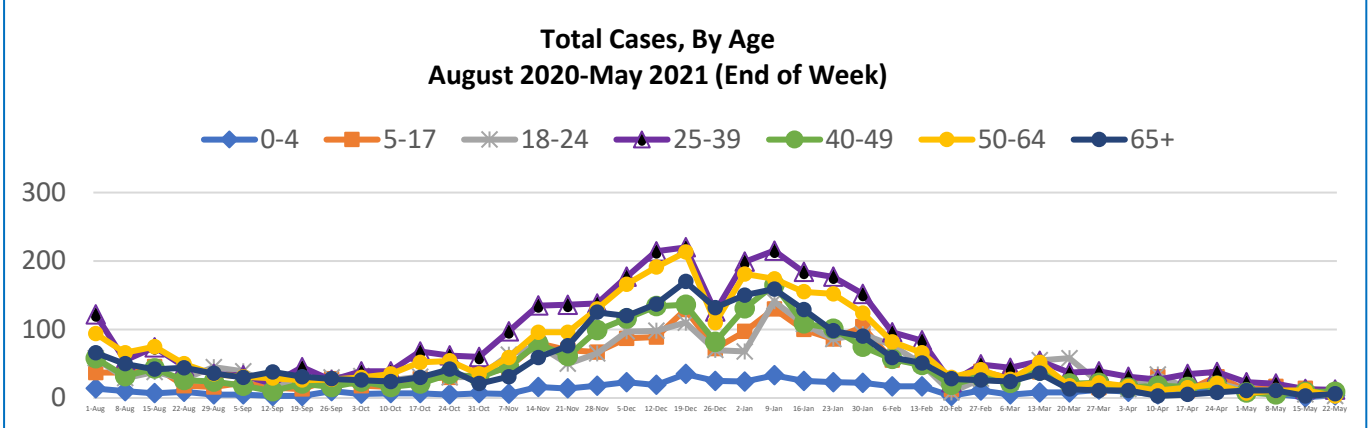
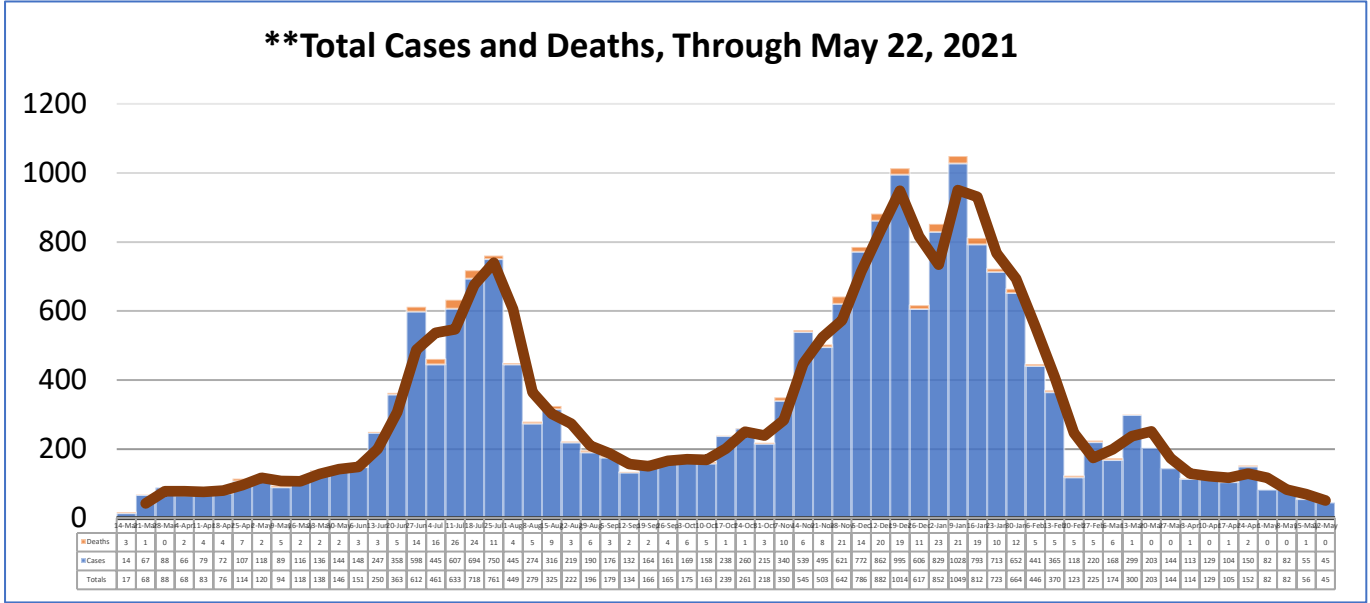


**Total Cases**  
**20,444**

**Total Deaths**  
**416**

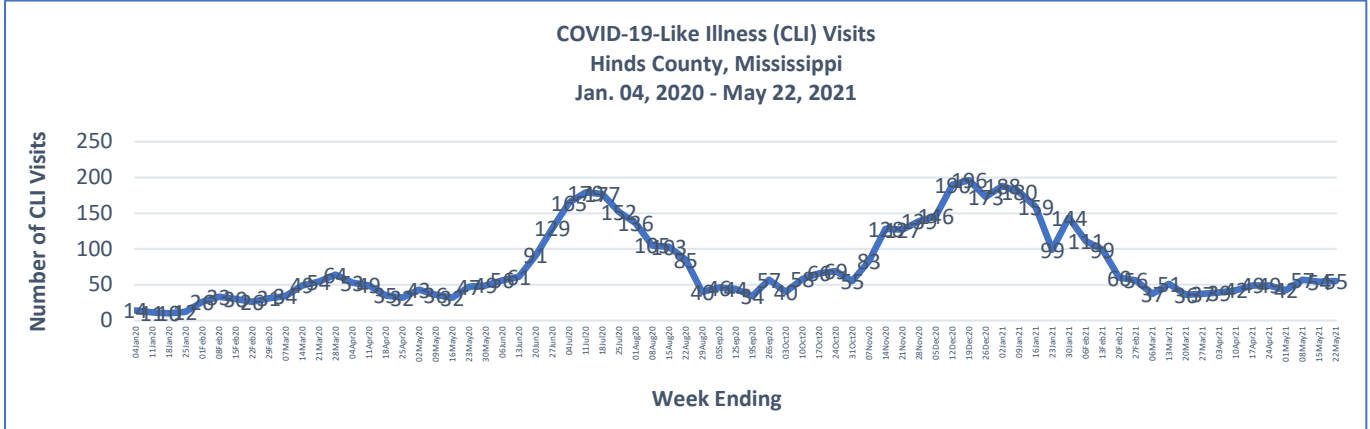
**Total Incidence**  
(cases per 100,000)  
**8818.2**

**\*Test Positivity Rate**  
**2.4%**  
(5/5-5/18)



**5/16/2021 – 5/22/2021**

# Cases via Suspected Community Transmission	45
# Cases via Outbreaks	0
<b>Outbreak Explanation</b>	
During the week of 5/16-5/22, there were no cases/patients associated with an outbreak.	



\*Counties with test percent positivity <5.0% or with <20 tests in past 14 days: Green; test percent positivity 5.0%-10.0% or with <500 tests and <2000 tests/100k and >10% positivity over 14 days: Yellow; >10.0% and not meeting the criteria for "Green" or "Yellow": Red. Test positivity is rounded to the nearest tenth of a percent before classifying. Reference: [Centers for Medicare and Medicaid Services](https://www.cdc.gov/media/releases/2020/s110320-covid-test-positivity.html)

\*\*Provisional Data: Illnesses occurring during the last two weeks may not yet have been reported and/or represented.