

LAWRENCE COUNTY WEEKLY COVID-19 SNAPSHOT

WEEK ENDING MAY 22, 2021



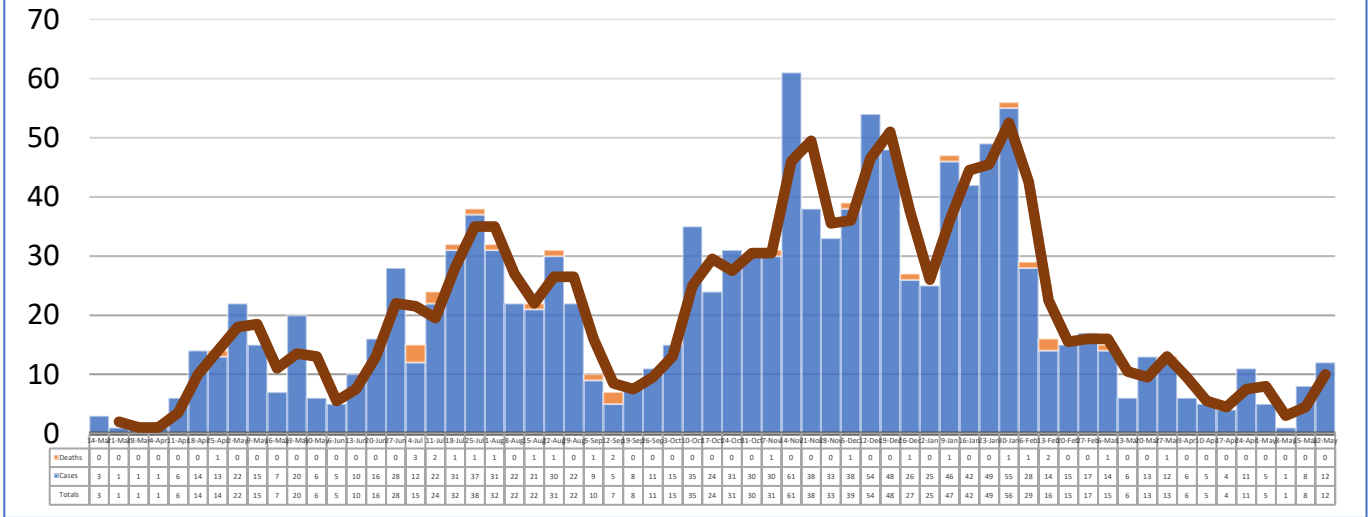
Total Cases
1304

Total Deaths
24

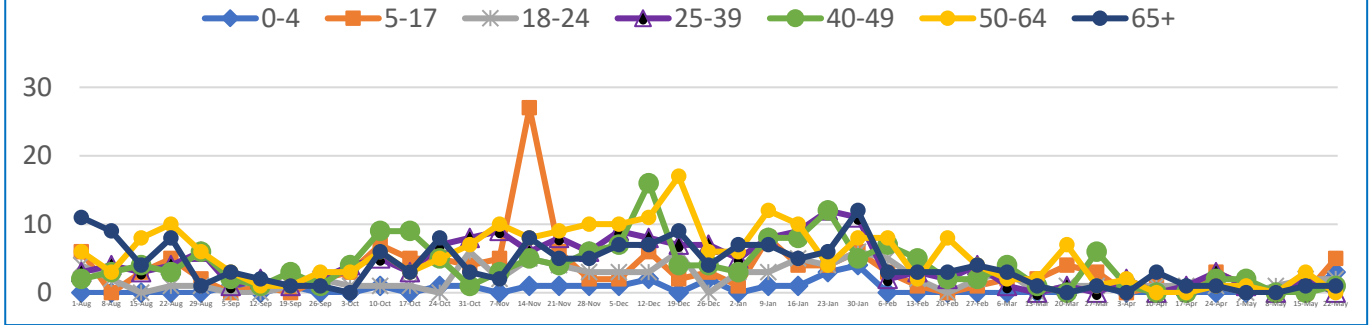
Total Incidence
(cases per 100,000)
10360.7

***Test Positivity Rate**
1.5%
(5/5-5/18)

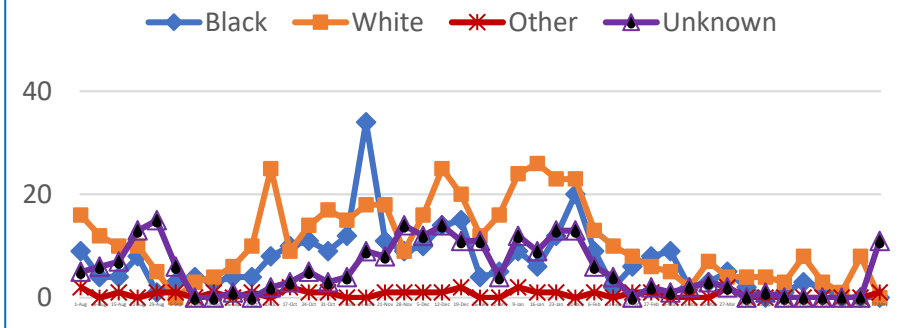
**Total Cases and Deaths, Through May 22, 2021



Total Cases, By Age August 2020-May 2021 (End of Week)

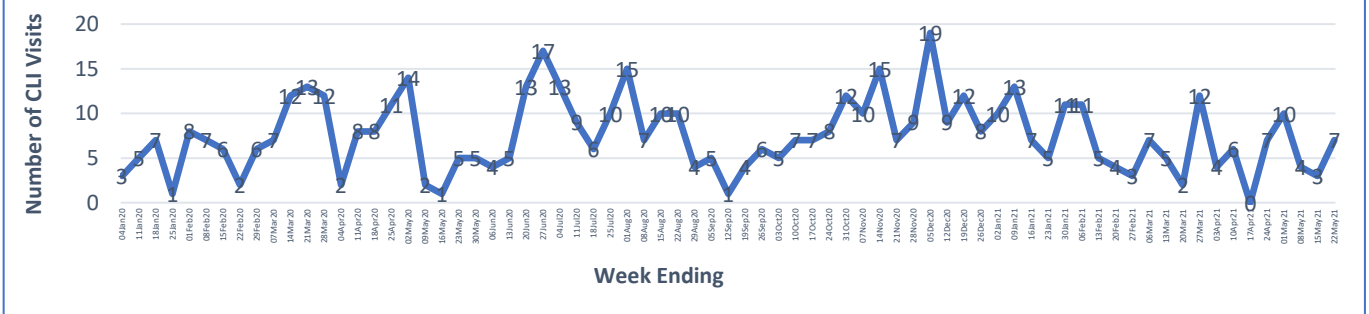


Total Cases, By Race August 2020-April 2021 (End of Week)



5/16/2021 – 5/22/2021	
# Cases via Suspected Community Transmission	12
# Cases via Outbreaks	0
Outbreak Explanation	
During the week of 5/16-5/22, there were no cases/patients associated with an outbreak.	

COVID-19-Like Illness (CLI) Visits Lawrence County, Mississippi Jan. 04, 2020 - May 22, 2020



*Counties with test percent positivity <5.0% or with <20 tests in past 14 days: Green; test percent positivity 5.0%-10.0% or with <500 tests and <2000 tests/100k and >10% positivity over 14 days: Yellow; >10.0% and not meeting the criteria for "Green" or "Yellow": Red. Test positivity is rounded to the nearest tenth of a percent before classifying. Reference: [Centers for Medicare and Medicaid Services](#)

**Provisional Data: Illnesses occurring during the last two weeks may not yet have been reported and/or represented.