

# WARREN COUNTY WEEKLY COVID-19 SNAPSHOT

WEEK ENDING MAY 22, 2021



**Total Cases**

**4415**

**Total Deaths**

**121**

**Total Incidence**

(cases per 100,000)

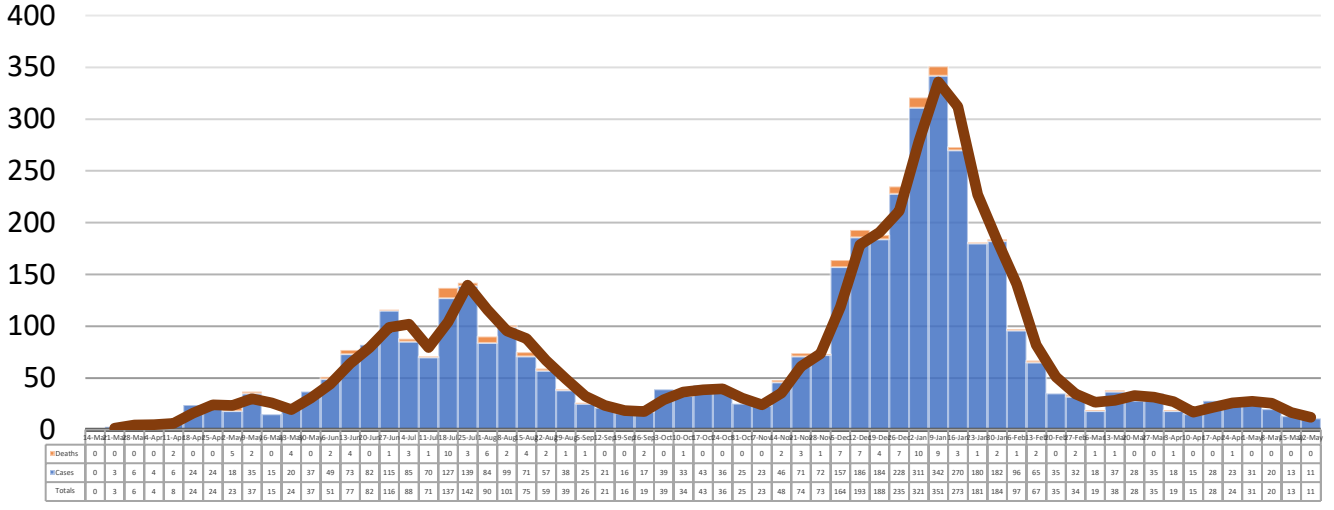
**9728.7**

**\*Test Positivity Rate**

**0.9%**

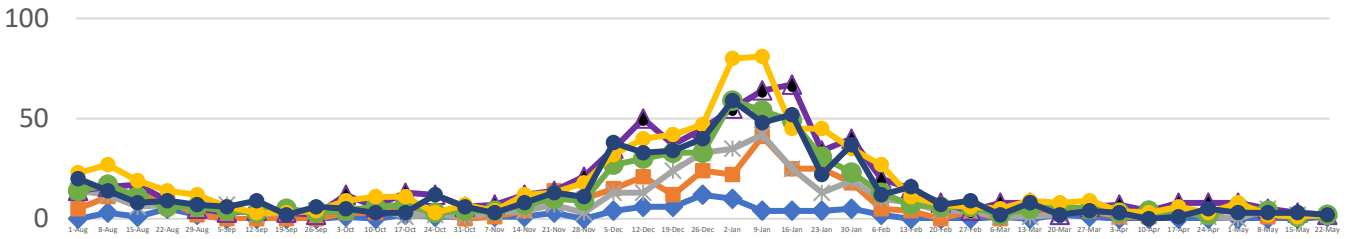
(5/5-5/18)

**\*\*Total Cases and Deaths, Through May 22, 2021**



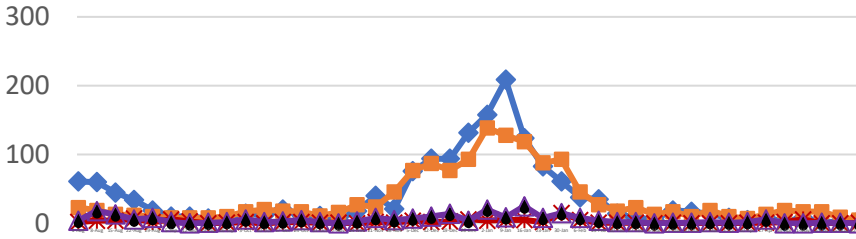
**Total Cases, By Age**  
August 2020-May 2021 (End of Week)

◆ 0-4   ■ 5-17   \* 18-24   ▲ 25-39   ● 40-49   ◆ 50-64   ● 65+



**Total Cases, By Race**  
August 2020-May 2021 (End of Week)

◆ Black   ■ White   \* Other   ▲ Unknown



**5/16/2021 – 5/22/2021**

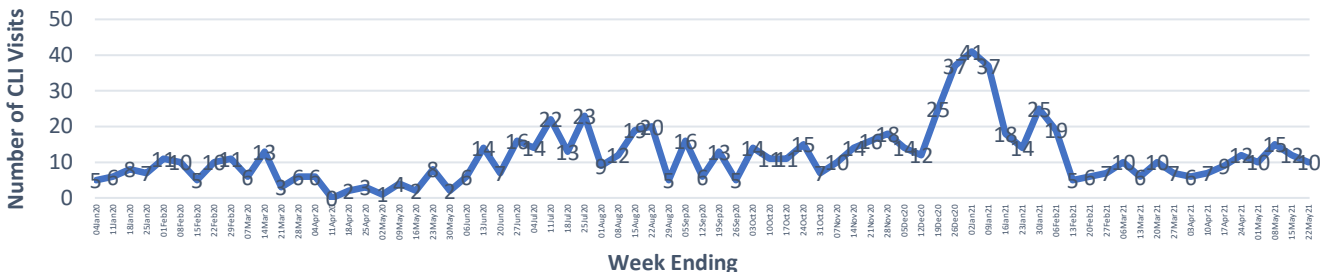
# Cases via Suspected Community Transmission      11

# Cases via Outbreaks    0

**Outbreak Explanation**

During the week of 5/16-5/22, there were no cases/patients associated with an outbreak.

**COVID-19-Like Illness (CLI) Visits**  
Warren County, Mississippi  
Jan. 04, 2020 - May 22, 2021



\*Counties with test percent positivity <5.0% or with <20 tests in past 14 days: Green; test percent positivity 5.0%-10.0% or with <500 tests and <2000 tests/100k and >10% positivity over 14 days: Yellow; >10.0% and not meeting the criteria for "Green" or "Yellow": Red. Test positivity is rounded to the nearest tenth of a percent before classifying. Reference: [Centers for Medicare and Medicaid Services](#)

\*\*Provisional Data: Illnesses occurring during the last two weeks may not yet have been reported and/or represented.