

WASHINGTON COUNTY WEEKLY COVID-19 SNAPSHOT

WEEK ENDING MAY 22, 2021



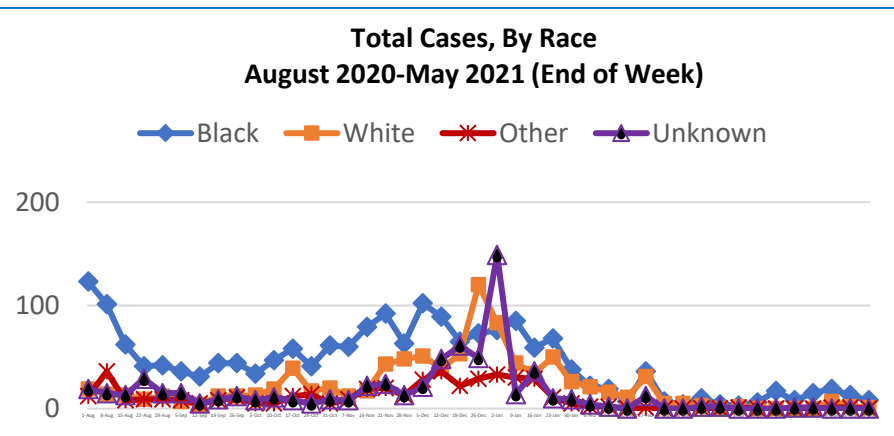
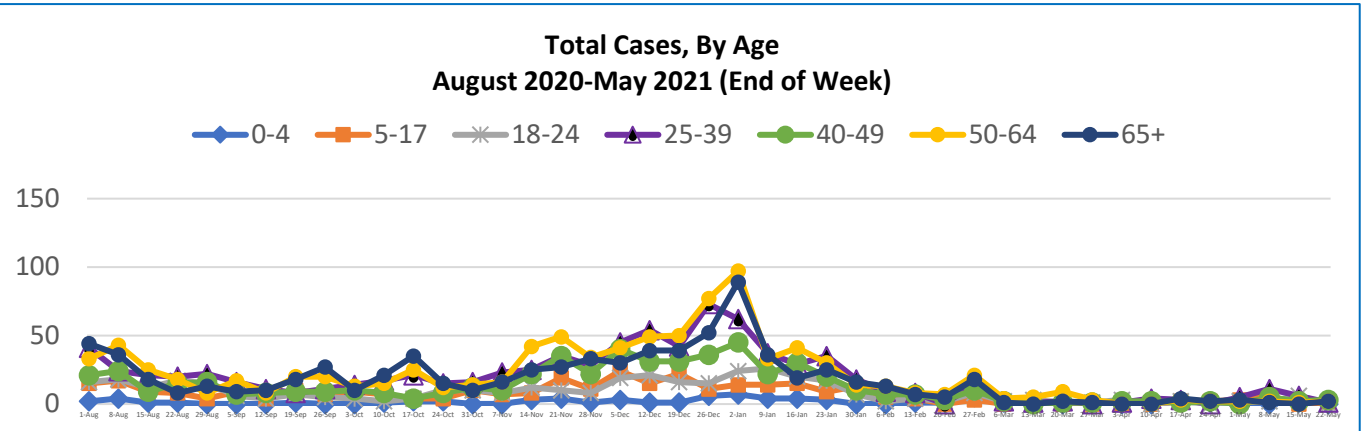
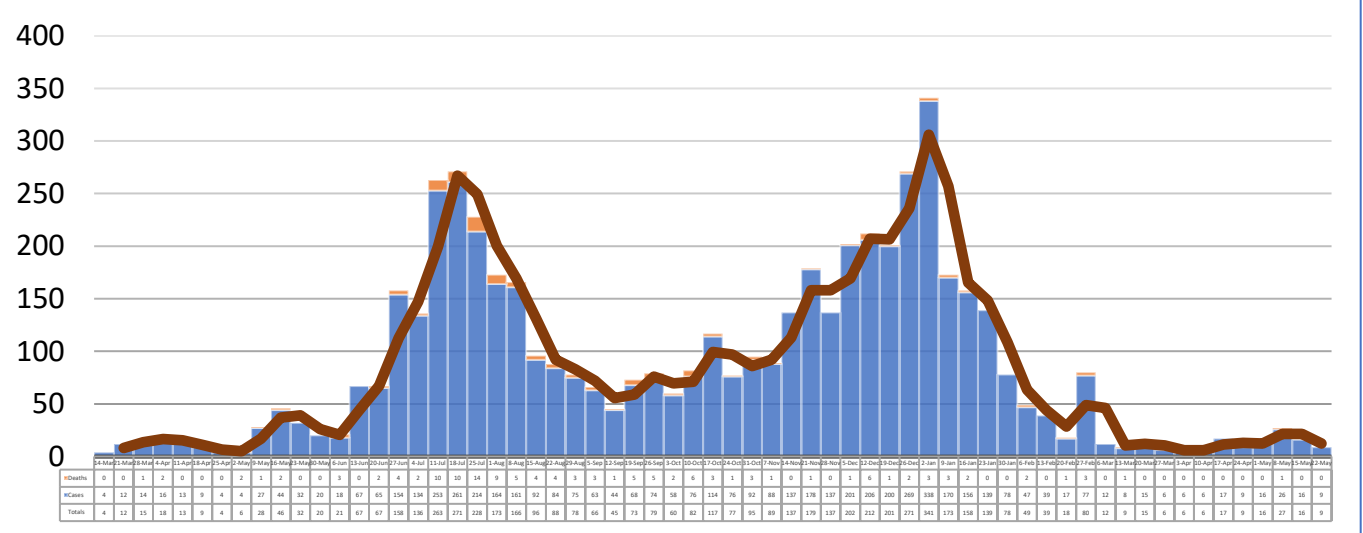
Total Cases
5368

Total Deaths
135

Total Incidence
(cases per 100,000)
12225.3

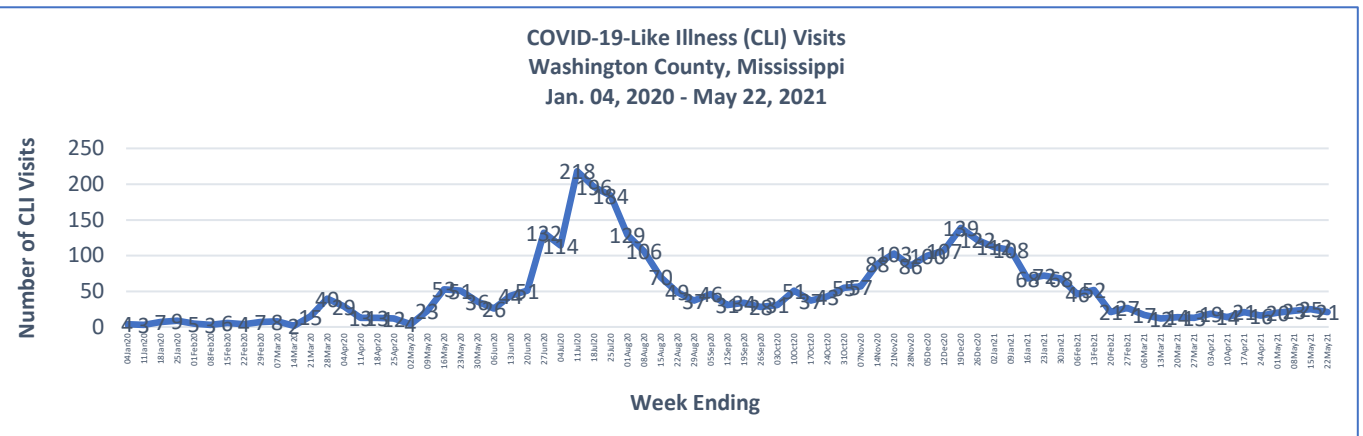
***Test Positivity Rate**
3.6%
(5/5-5/18)

****Total Cases and Deaths, Through May 22, 2021**



5/16/2021 – 5/22/2021

# Cases via Suspected Community Transmission	9
# Cases via Outbreaks	0
Outbreak Explanation	
During the week of 5/16-5/22, there were no cases/patients associated with an outbreak.	



*Counties with test percent positivity <5.0% or with <20 tests in past 14 days: Green; test percent positivity 5.0%-10.0% or with <500 tests and <2000 tests/100k and >10% positivity over 14 days: Yellow; >10.0% and not meeting the criteria for "Green" or "Yellow": Red. Test positivity is rounded to the nearest tenth of a percent before classifying. Reference: [Centers for Medicare and Medicaid Services](#)

**Provisional Data: Illnesses occurring during the last two weeks may not yet have been reported and/or represented.