

# LOWNDES COUNTY WEEKLY COVID-19 SNAPSHOT

## WEEK ENDING MAY 29, 2021



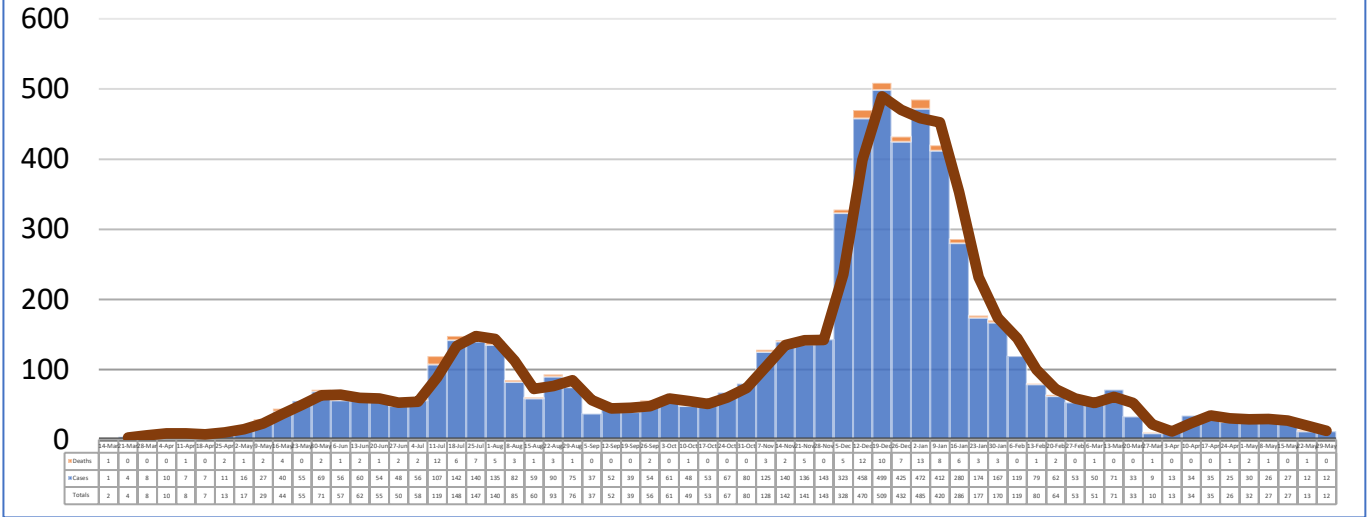
**Total Cases**  
**6446**

**Total Deaths**  
**149**

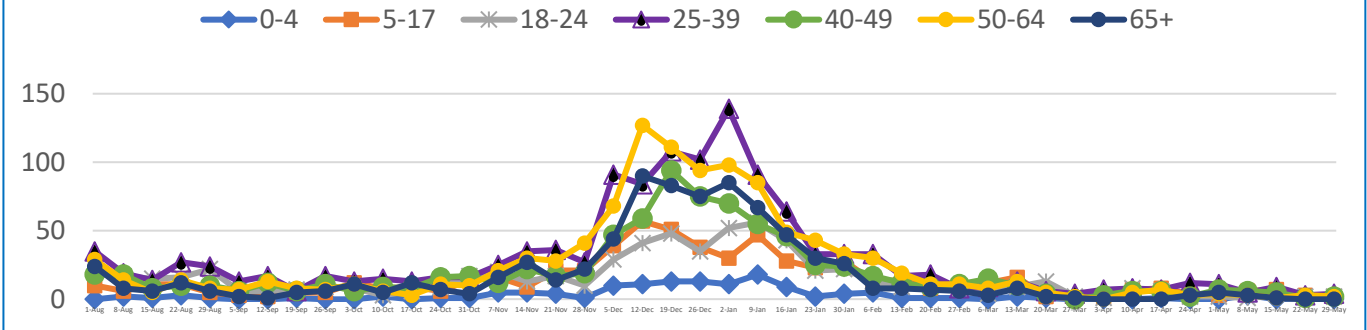
**Total Incidence**  
(cases per 100,000)  
**11000.9**

**\*Test Positivity Rate**  
**3.1%**  
(5/12-5/25)

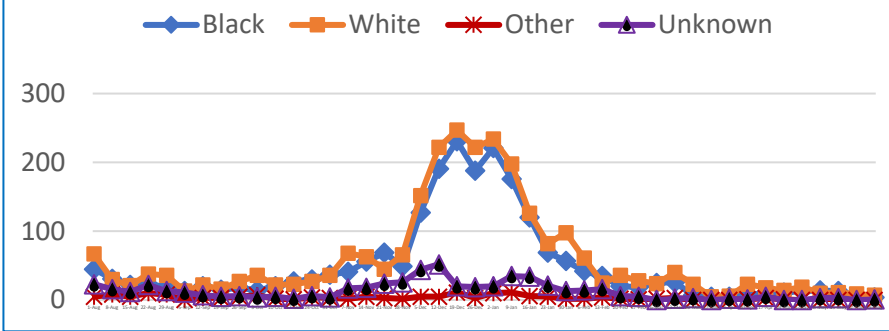
**\*\*Total Cases and Deaths, Through May 29, 2021**



**Total Cases, By Age**  
**August 2020-May 2021 (End of Week)**

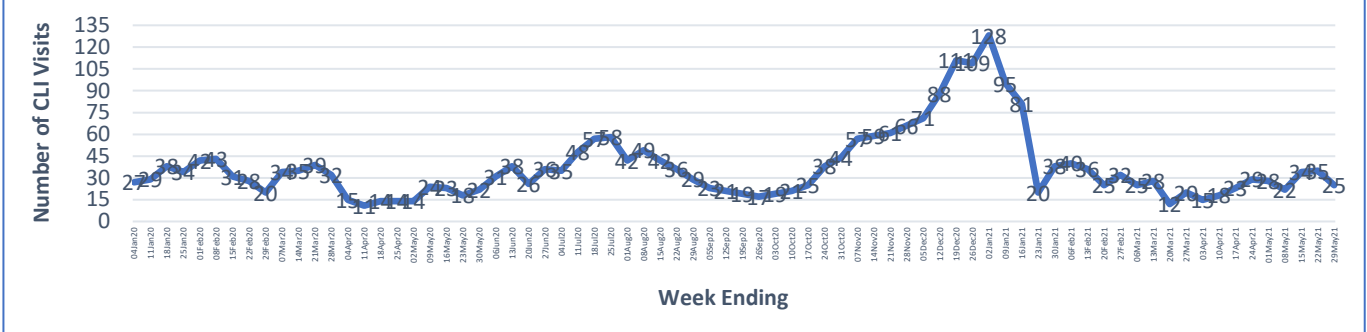


**Total Cases, By Race**  
**August 2020-May 2021 (End of Week)**



<b>5/23/2020 – 5/29/2021</b>	
# Cases via Suspected Community Transmission	12
# Cases via Outbreaks	0
<b>Outbreak Explanation</b>	
During the week of 5/23-5/29, there were no cases/patients associated with an outbreak.	

**COVID-19-Like Illness (CLI) Visits**  
**Lowndes County, Mississippi**  
**Jan. 04, 2020 - May 29, 2021**



\*Counties with test percent positivity <5.0% or with <20 tests in past 14 days: Green; test percent positivity 5.0%-10.0% or with <500 tests and <2000 tests/100k and >10% positivity over 14 days: Yellow; >10.0% and not meeting the criteria for "Green" or "Yellow": Red. Test positivity is rounded to the nearest tenth of a percent before classifying. Reference: [Centers for Medicare and Medicaid Services](#)

\*\*Provisional Data: Illnesses occurring during the last two weeks may not yet have been reported and/or represented.