

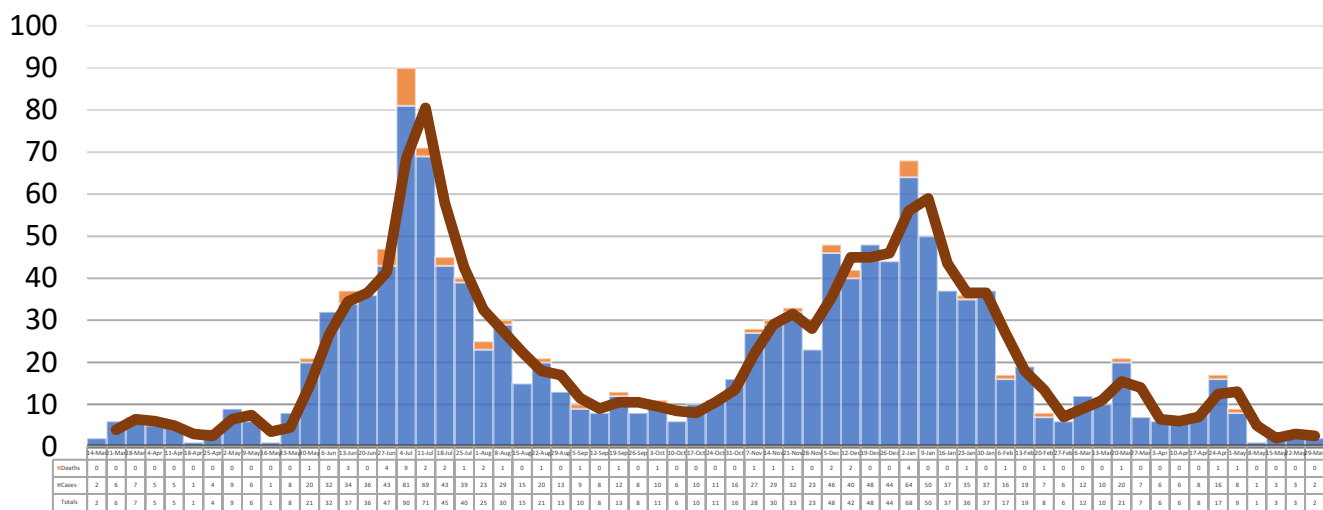
WALTHALL COUNTY WEEKLY COVID-19 SNAPSHOT

WEEK ENDING MAY 29, 2021

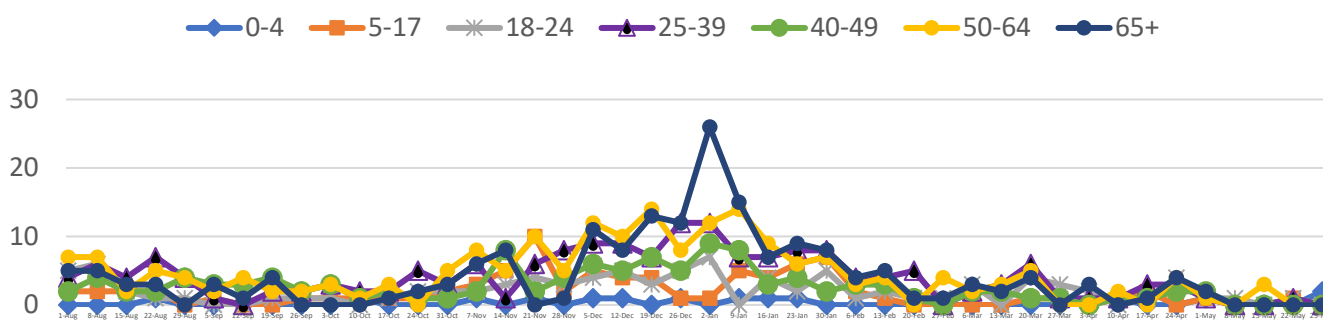


Total Cases 1349	Total Deaths 46	Total Incidence (cases per 100,000) 9442.8	*Test Positivity Rate 5.2% (5/12-5/25)
-----------------------------------	----------------------------------	--	--

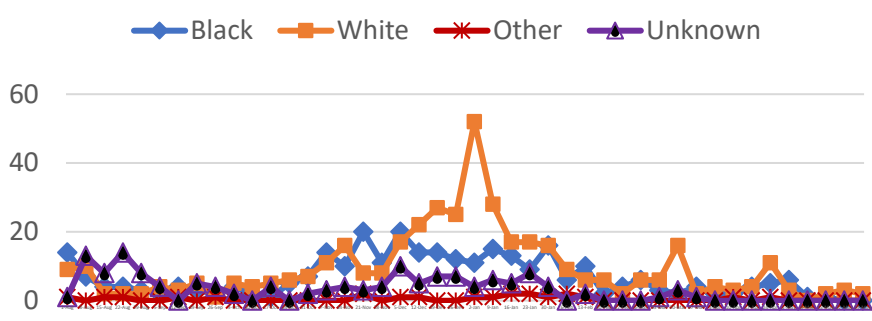
****Total Cases and Deaths, Through May 29, 2021**



Total Cases, By Age August 2020-May 2021 (End of Week)



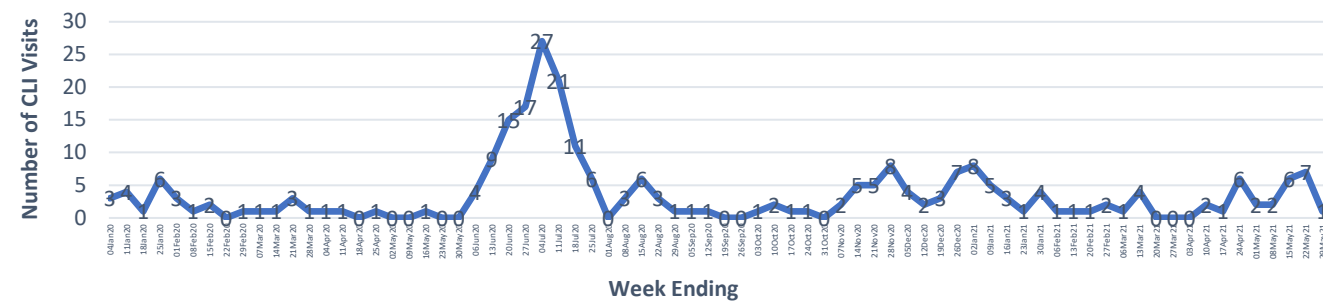
Total Cases, By Race August 2020-May 2021 (End of Week)



5/23/2021 – 5/29/2021

# Cases via Suspected Community Transmission	2
# Cases via Outbreaks	0
Outbreak Explanation	
During the week of 5/23-5/29, there were no cases/patients associated with an outbreak.	

COVID-19-Like Illness (CLI) Visits Walthall County, Mississippi Jan. 04, 2020 - May 29, 2021



*Counties with test percent positivity <5.0% or with <20 tests in past 14 days: Green; test percent positivity 5.0%-10.0% or with <500 tests and <2000 tests/100k and >10% positivity over 14 days: Yellow; >10.0% and not meeting the criteria for "Green" or "Yellow": Red. Test positivity is rounded to the nearest tenth of a percent before classifying. Reference: [Centers for Medicare and Medicaid Services](https://www.cms.gov/medicare/medicaid-support/health-care-providers/medicaid-eligibility/)

**Provisional Data: Illnesses occurring during the last two weeks may not yet have been reported and/or represented.