

# CLARKE COUNTY WEEKLY COVID-19 SNAPSHOT

WEEK ENDING JUNE 5, 2021



Total Cases

1789

Total Deaths

80

Total Incidence

(cases per 100,000)

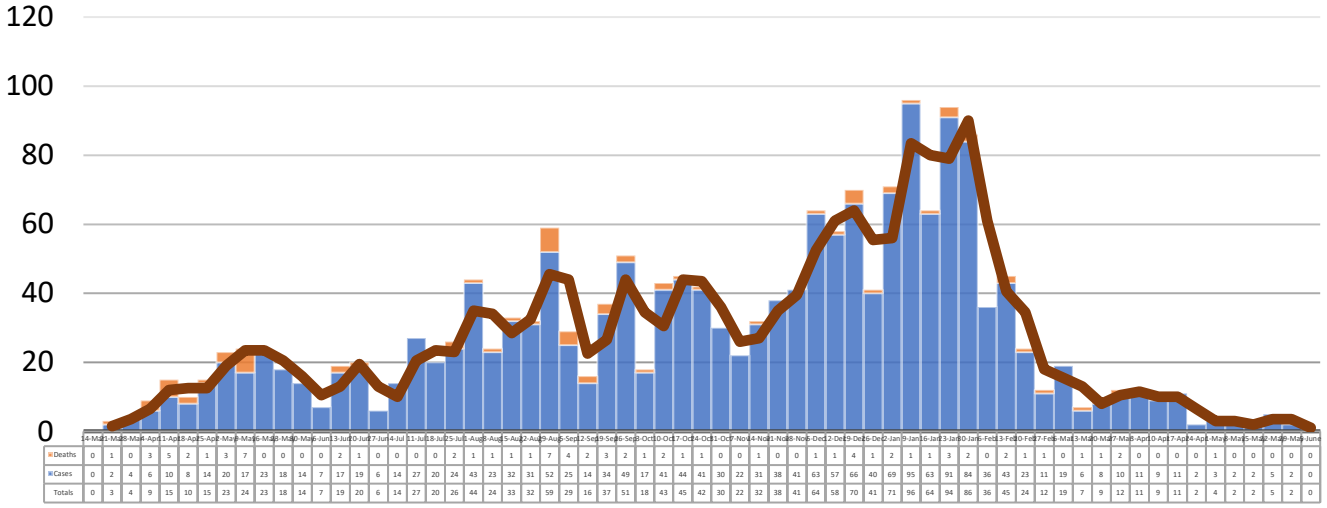
11511.5

\*Test Positivity Rate

0.0%

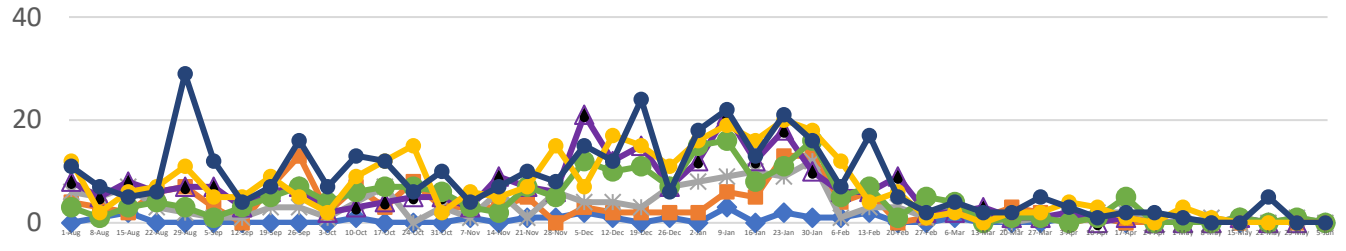
(5/19-6/1)

## \*\*Total Cases and Deaths, Through June 5, 2021



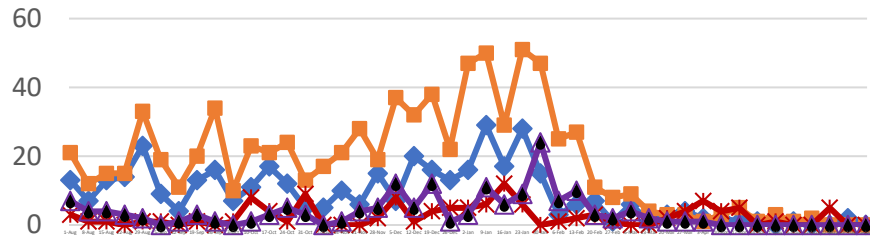
## Total Cases, By Age August 2020-June 2021 (End of Week)

0-4 5-17 18-24 25-39 40-49 50-64 65+



## Total Cases, By Race August 2020-June 2021 (End of Week)

Black White Other Unknown



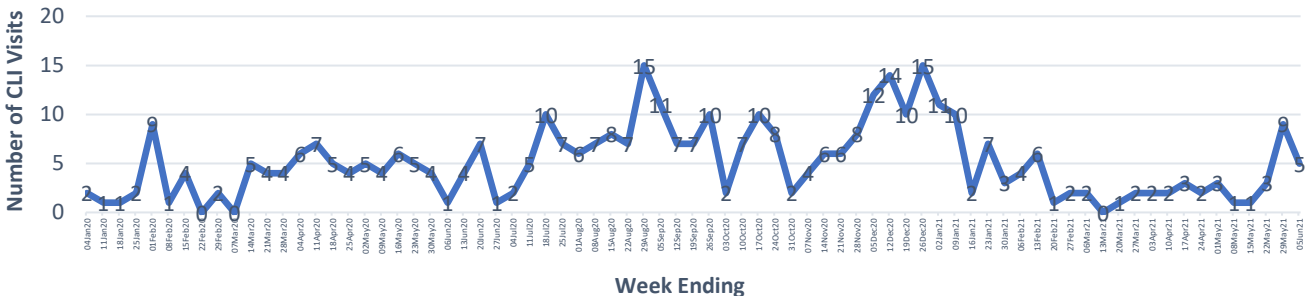
### 5/30/2021 – 6/5/2021

# Cases via Suspected Community Transmission	0
# Cases via Outbreaks	0

### Outbreak Explanation

During the week of 5/30-6/5, there were no cases/patients associated with an outbreak.

## COVID-19-Like Illness (CLI) Visits Clarke County, Mississippi Jan. 04, 2020 - June 05, 2021



\*Counties with test percent positivity <5.0% or with <20 tests in past 14 days: Green; test percent positivity 5.0%-10.0% or with <500 tests and <2000 tests/100k and >10% positivity over 14 days: Yellow; >10.0% and not meeting the criteria for "Green" or "Yellow": Red. Test positivity is rounded to the nearest tenth of a percent before classifying. Reference: [Centers for Medicare and Medicaid Services](#)

\*\*Provisional Data: Illnesses occurring during the last two weeks may not yet have been reported and/or represented.