

TISHOMINGO COUNTY WEEKLY COVID-19 SNAPSHOT

WEEK ENDING JUNE 5, 2021



Total Cases

2303

Total Deaths

67

Total Incidence

(cases per 100,000)

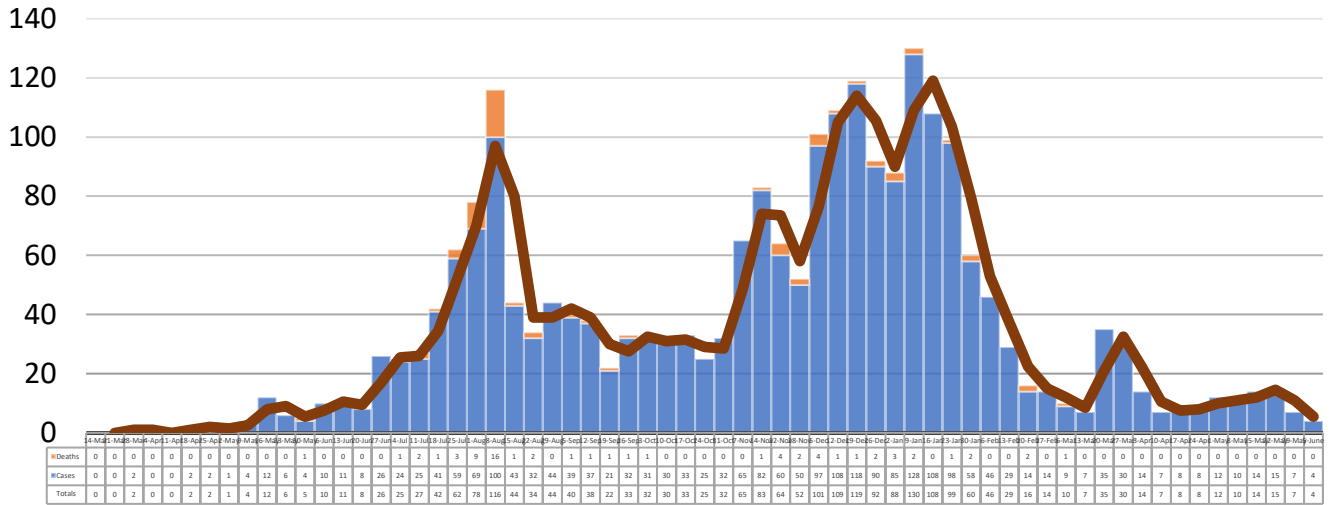
11881.5

*Test Positivity Rate

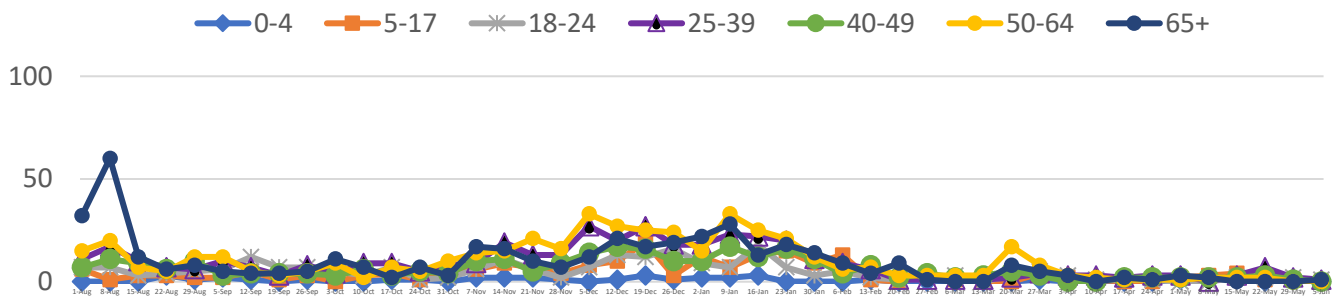
0.0%

(5/19-6/1)

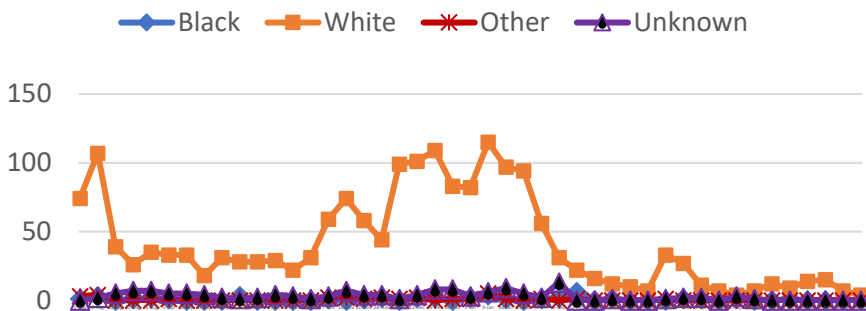
**Total Cases and Deaths, Through June 5, 2021



Total Cases, By Age August 2020-June 2021 (End of Week)



Total Cases, By Race August 2020-May 2021 (End of Week)



5/30/2021 – 6/5/2021

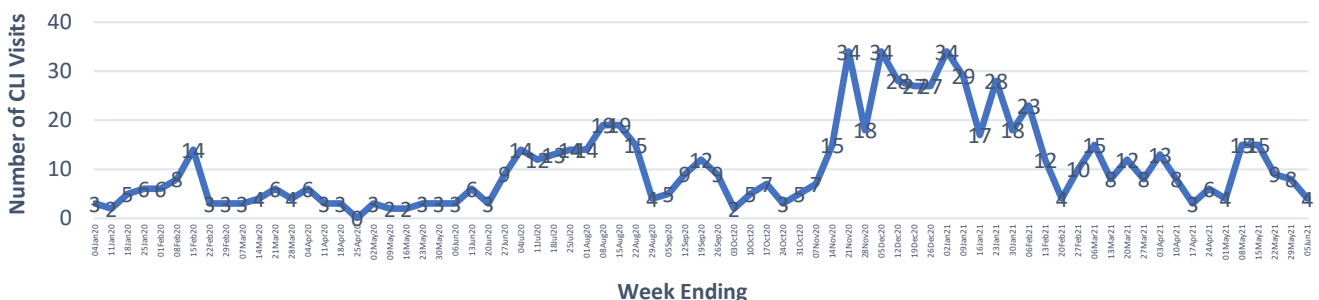
| | |
|--|---|
| # Cases via Suspected Community Transmission | 4 |
|--|---|

| | |
|-----------------------|---|
| # Cases via Outbreaks | 0 |
|-----------------------|---|

Outbreak Explanation

During the week of 5/30-6/5, there were no cases/patients associated with an outbreak.

COVID-19-Like Illness (CLI) Visits Tishomingo County, Mississippi Jan. 04, 2020 - June 05, 2021



*Counties with test percent positivity <5.0% or with <20 tests in past 14 days: Green; test percent positivity 5.0%-10.0% or with <500 tests and <2000 tests/100k and >10% positivity over 14 days: Yellow; >10.0% and not meeting the criteria for "Green" or "Yellow": Red. Test positivity is rounded to the nearest tenth of a percent before classifying. Reference: [Centers for Medicare and Medicaid Services](https://www.cms.gov/medicare/medicaid-support/medicaid-services)

**Provisional Data: Illnesses occurring during the last two weeks may not yet have been reported and/or represented.