

HINDS COUNTY WEEKLY COVID-19 SNAPSHOT

WEEK ENDING JUNE 12, 2021



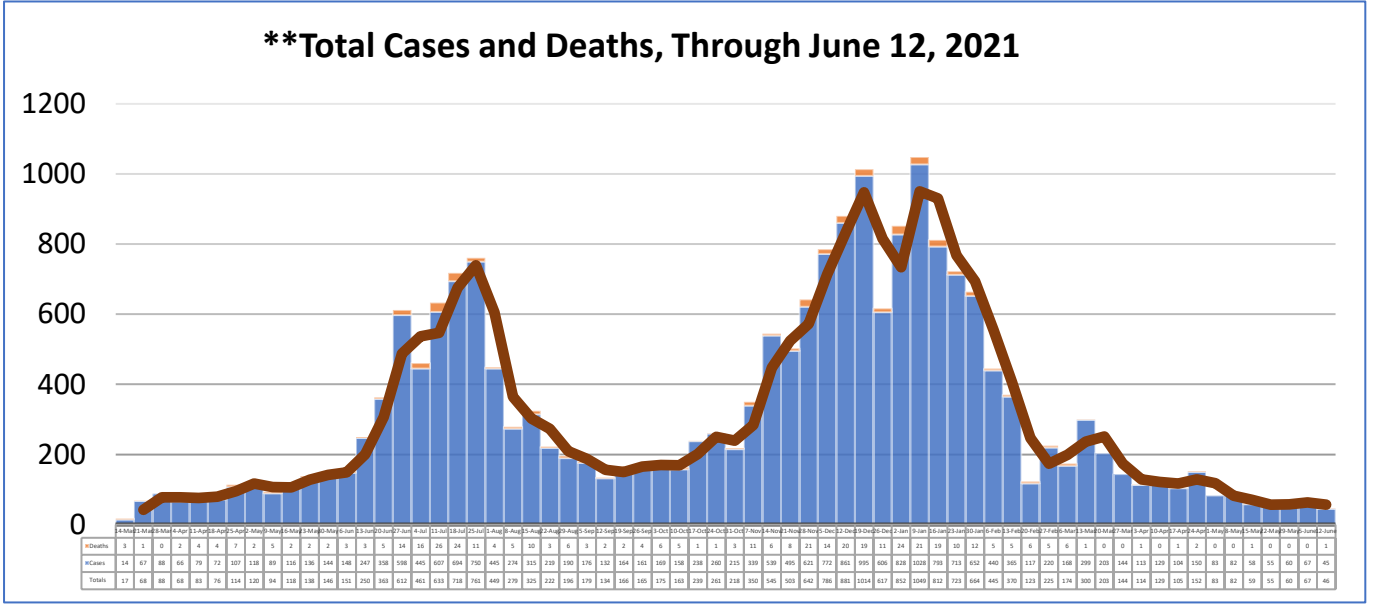
Total Cases
20,629

Total Deaths
421

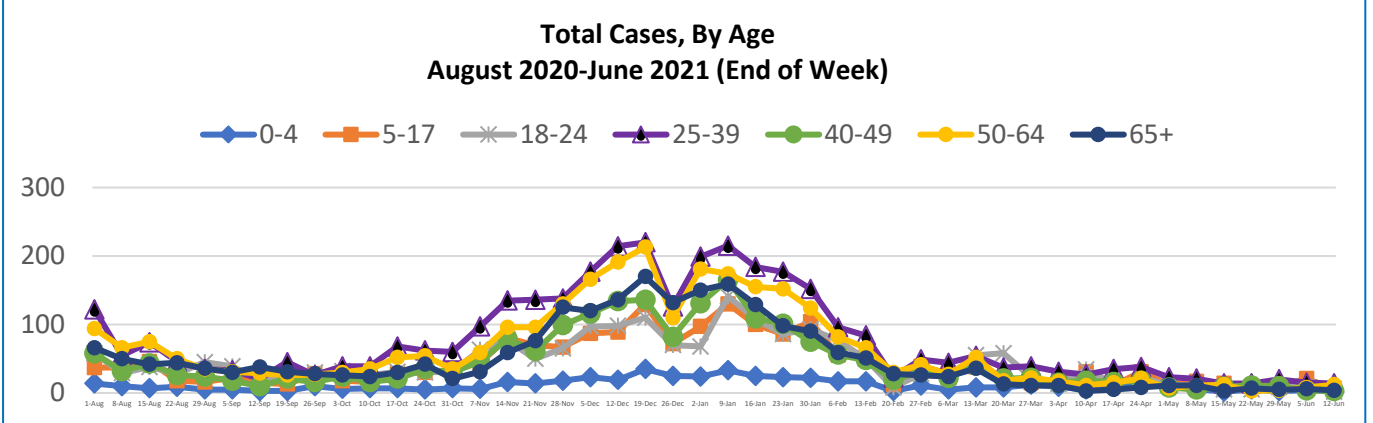
Total Incidence
(cases per 100,000)
8897.9

***Test Positivity Rate**
3.4%
(5/26-6/8)

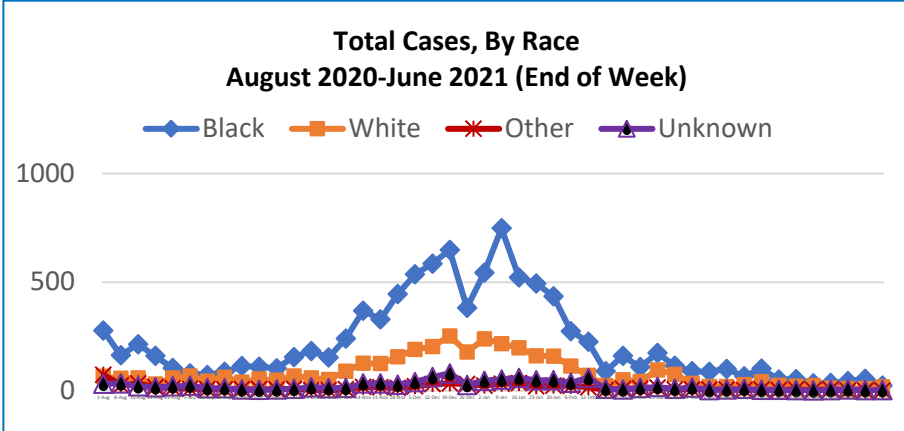
****Total Cases and Deaths, Through June 12, 2021**



Total Cases, By Age
August 2020-June 2021 (End of Week)



Total Cases, By Race
August 2020-June 2021 (End of Week)



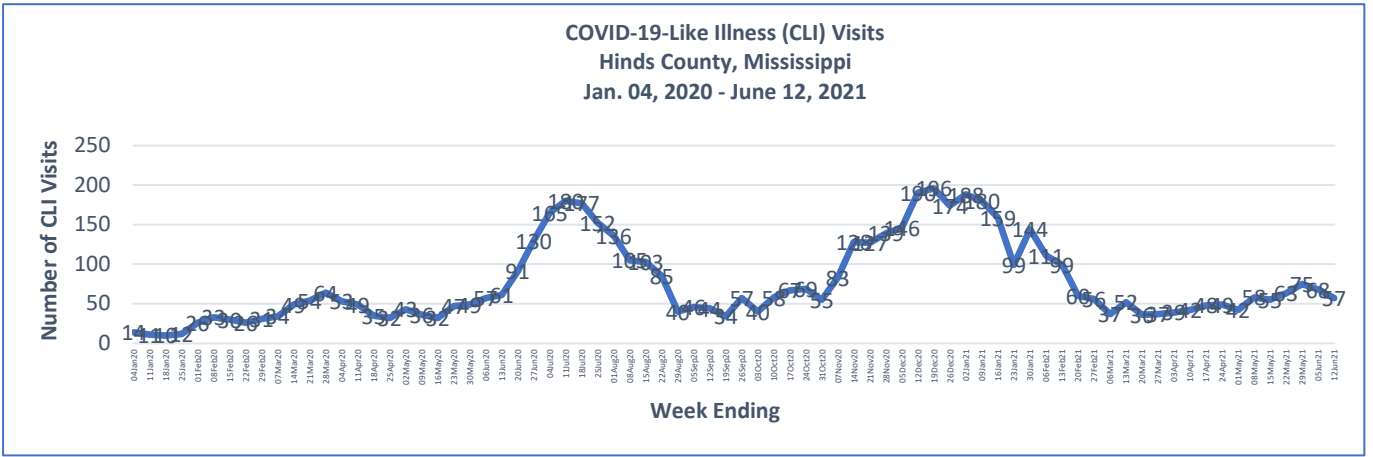
6/6/2021 – 6/12/2021

# Cases via Suspected Community Transmission	44
# Cases via Outbreaks	2

Outbreak Explanation

During the week of 6/6-6/12, two (2) cases/patients were associated with outbreaks in Long-Term Care Facilities (LTCF).

COVID-19-Like Illness (CLI) Visits
Hinds County, Mississippi
Jan. 04, 2020 - June 12, 2021



*Counties with test percent positivity <5.0% or with <20 tests in past 14 days: Green; test percent positivity 5.0%-10.0% or with <500 tests and <2000 tests/100k and >10% positivity over 14 days: Yellow; >10.0% and not meeting the criteria for “Green” or “Yellow”: Red. Test positivity is rounded to the nearest tenth of a percent before classifying. Reference: [Centers for Medicare and Medicaid Services](#)

**Provisional Data: Illnesses occurring during the last two weeks may not yet have been reported and/or represented.