

# MARION COUNTY WEEKLY COVID-19 SNAPSHOT

WEEK ENDING JUNE 12, 2021



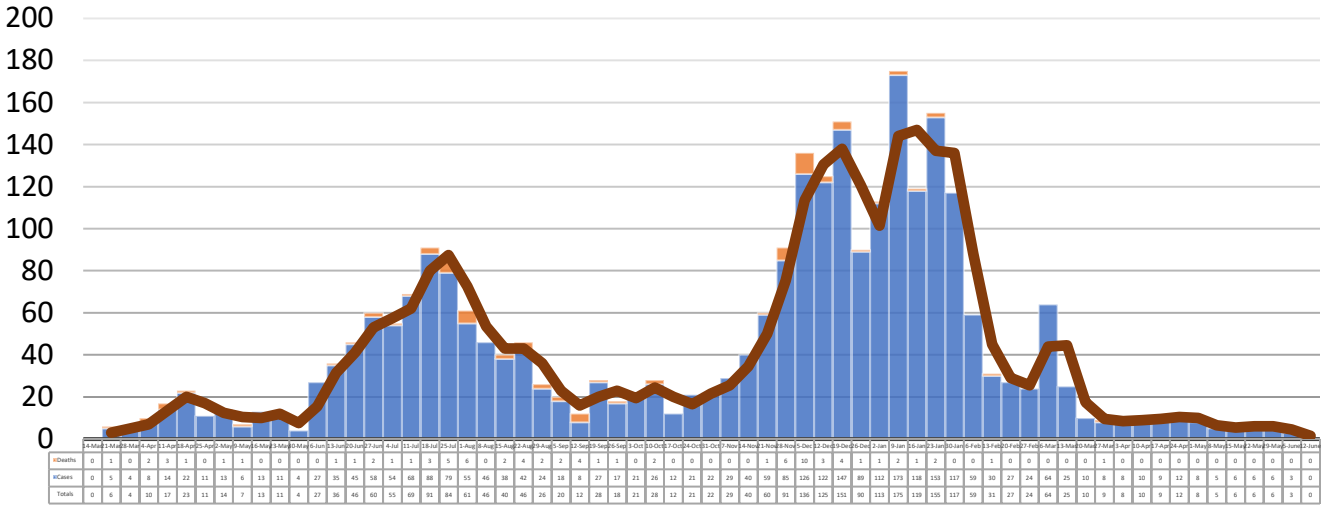
**Total Cases**  
**2712**

**Total Deaths**  
**80**

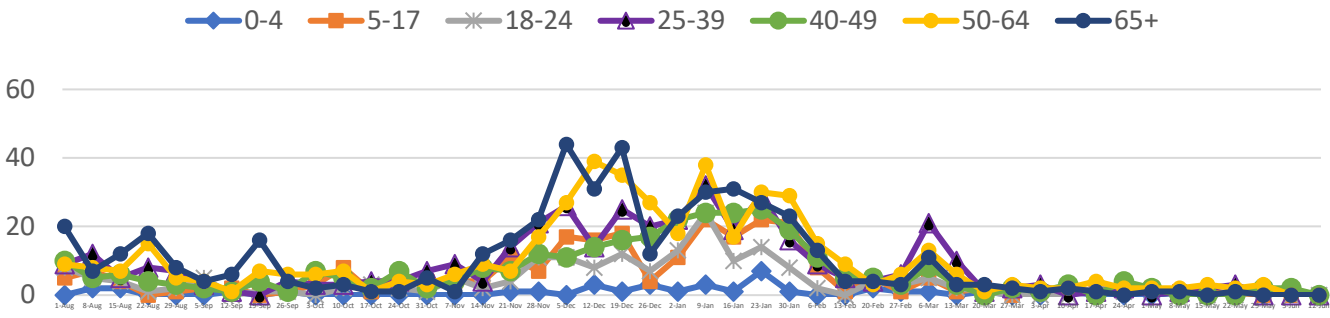
**Total Incidence**  
(cases per 100,000)  
**11036.5**

**\*Test Positivity Rate**  
**0.8%**  
(5/26-6/8)

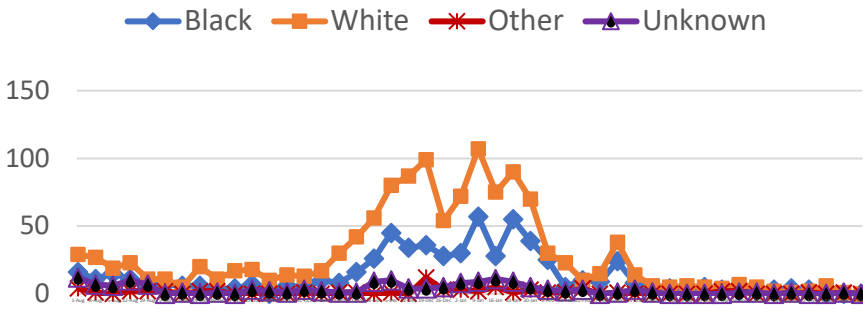
**\*\*Total Cases and Deaths, Through June 12, 2021**



**Total Cases, By Age August 2020-June 2021 (End of Week)**



**Total Cases, By Race August 2020-June 2021 (End of Week)**

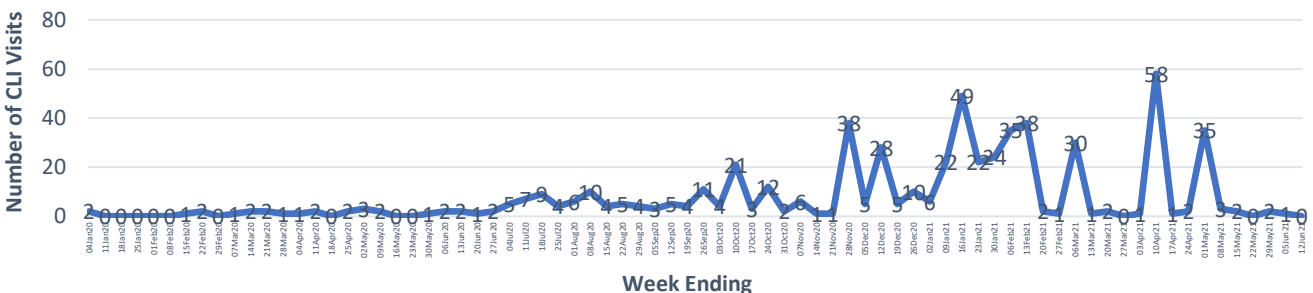


**6/6/2021 – 6/12/2021**

# Cases via Suspected Community Transmission	0
# Cases via Outbreaks	0
<b>Outbreak Explanation</b>	

During the week of 6/6-6/12, there were no cases/patients associated with an outbreak.

**COVID-19-Like Illness (CLI) Visits Marion County, Mississippi Jan. 04, 2020 - June 12, 2021**



\*Counties with test percent positivity <5.0% or with <20 tests in past 14 days: Green; test percent positivity 5.0%-10.0% or with <500 tests and <2000 tests/100k and >10% positivity over 14 days: Yellow; >10.0% and not meeting the criteria for "Green" or "Yellow": Red. Test positivity is rounded to the nearest tenth of a percent before classifying. Reference: [Centers for Medicare and Medicaid Services](#)

\*\*Provisional Data: Illnesses occurring during the last two weeks may not yet have been reported and/or represented.